

JISC Data Report – December 2020

Prepared by the Chicago Police Department

Data time period: December 1 - December 31, 2019 & 2020

Summary

- In December 2020, 80 young people were processed at JISC, which is 62 percent fewer than the 208 during the same period in 2019.
 - In December 2020, 13 young people were referred to the city-funded case management agency, Lawndale Christian Legal Center (LCLC), and six were released to adult.
- Motor vehicle theft (22) and Drug abuse violations (16) were the most frequent JISC-processed arrest charges in December 2020.
- Seven fewer young people were detained this month (25) as compared to 32 in November 2020 and six fewer than December 2019. Meanwhile, compared to December 2019 there were decreases in the proportion of youth released to adult (8% of all instances or 6 cases in 2020 and 17% of all instances or 36 in 2019) and youth referred to SGA case management (16% of instances or 13 cases in 2020 and 19% of instances or 41 cases in 2019).
 - 40% of youth were diverted, or informally station adjusted (released to an adult or referred to services in lieu of court).
- In December 2020, the Humboldt Park (8 youth), Gage Park (6 youth) and the Loop (6 youth) community areas were the most common arrest location for youth processed at JISC. While during the same period in 2019, Humboldt Park and the Loop were most common.
- December 2019 and 2020 saw similar trends of most youth having few prior arrests (36% of young people had no prior arrest in 2020 and 2019). For the year following their JISC-processed arrest 162 youth (56%) were not re-arrested in the following year.
- The most common arrival hours in December 2020 were 12-2pm and 4-11pm. Additionally, JISC arrivals were most common Thursday through Sunday and saw a slight decrease on Mondays through Wednesdays.
- Across the city for all JISC districts during both the 2019 and 2020 periods, most youth were in transit (between arrest and arrival at JISC) for less than 2 hours, with 30-59 minutes being the most common.
- There were two arrests indicating that an Alternate Disposition higher than the calculated disposition was used, and four with alternate dispositions lower. The remaining 74 arrests had no value ("Null") or "N" indicating no alternate disposition was made.

Note: CPD may pull data for these reports on more than one day which could result in slight data inconsistencies because of expunged records.

JISC Data Report – December 2020

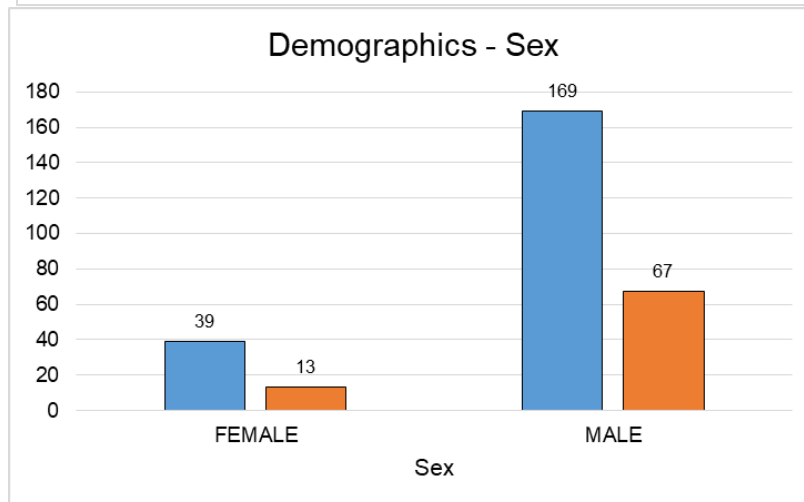
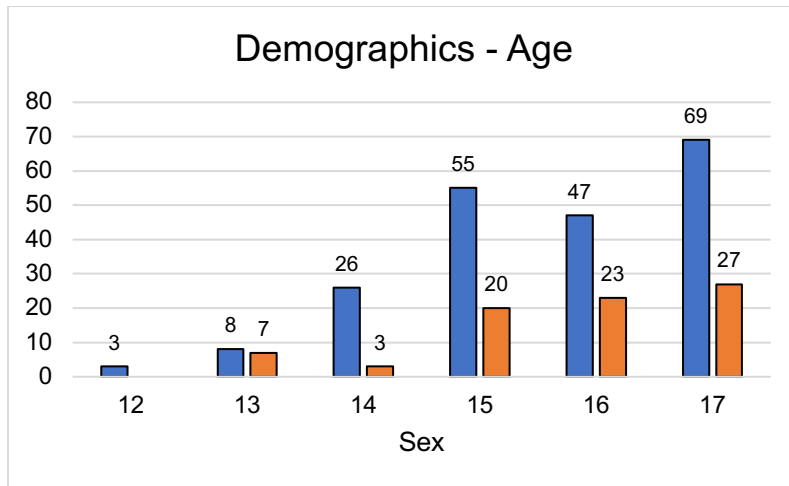
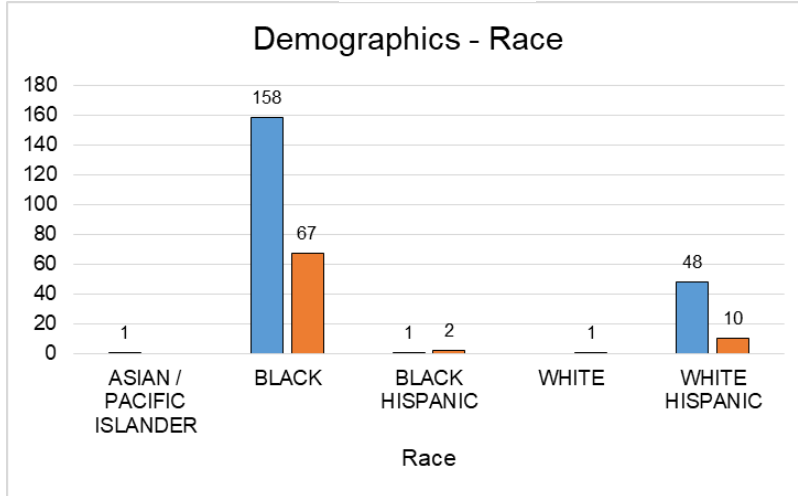
Prepared by the Chicago Police Department

Data time period: December 1 - December 31, 2019 & 2020

1. Demographic Characteristics

In this period during 2020, the majority of those who have interacted with JISC are Black, male, or 15-17 years old.

■ 2019 ■ 2020



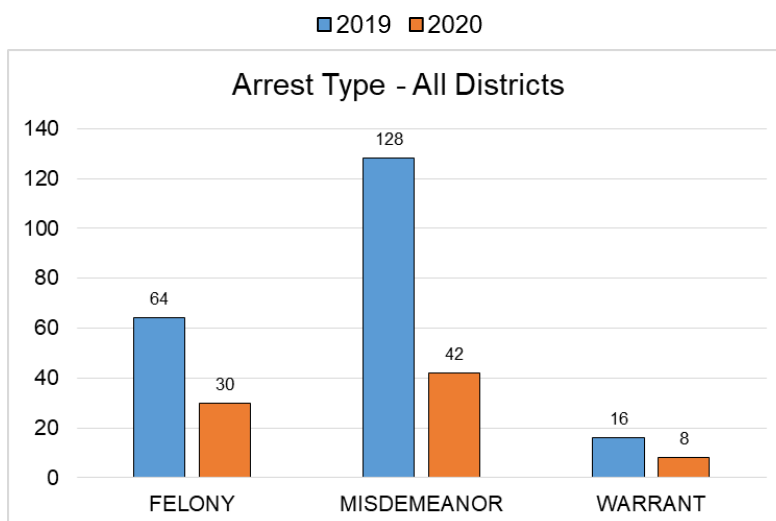
JISC Data Report – December 2020

Prepared by the Chicago Police Department

Data time period: December 1 - December 31, 2019 & 2020

2. Arrest Breakdown

Motor vehicle theft (22) and Drug abuse violations (16) were the most frequent JISC-processed arrest charges in December 2020.



FBI CODE DESCRIPTION	2019	2020	% change
HOMICIDE - 1ST OR 2ND DEGREE (INDEX)	0	1	--
ROBBERY (INDEX)	9	3	-67%
AGGRAVATED ASSAULT (INDEX)	3	0	-100%
AGGRAVATED BATTERY (INDEX)	6	1	-83%
BURGLARY (INDEX)	2	2	0%
LARCENY - THEFT (INDEX)	37	0	-100%
MOTOR VEHICLE THEFT (INDEX)	15	22	47%
SIMPLE ASSAULT	4	2	-50%
SIMPLE BATTERY	31	9	-71%
FORGERY AND COUNTERFEITING	1	0	-100%
VANDALISM	9	4	-56%
WEAPONS	3	0	-100%
DRUG ABUSE VIOLATIONS	29	16	-45%
GAMBLING	1	0	-100%
LIQUOR LAWS	1	0	-100%
DISORDERLY CONDUCT	20	2	-90%
MISCELLANEOUS NON-INDEX OFFENSES	13	4	-69%
MISCELLANEOUS MUNICIPAL CODE VIOLATIONS	6	4	-33%
TRAFFIC VIOLATIONS	2	2	0%
WARRANT ARRESTS	16	8	-50%
TOTAL	208	80	-62%

JISC Data Report – December 2020

Prepared by the Chicago Police Department

Data time period: December 1 - December 31, 2019 & 2020

3. Disposition Data

Of the most common disposition outcomes in December 2020, the most prominent were court referrals (24% or 19 referrals) and referred to the city-funded case management agency, LCLC, (16% or 13 cases). 40% of youth were diverted, or informally station adjusted (released to an adult or referred to services in lieu of court), 24% were referred to court, and 33% were detained or non-secured. Seven fewer young people were detained this month (25) as compared to 32 in November 2020 and six fewer than December 2019. Meanwhile, compared to December 2019 there were decreases in the proportion of youth released to adults (8% of all instances or 6 cases in 2020 and 17% of all instances or 36 in 2019) and youth referred to SGA case management (16% of instances or 13 cases in 2020 and 19% of instances or 41 cases in 2019).

In December 2020, the 11th, 7th, and 8th districts were the most common arrest location for youth processed at JISC as compared to the 10th and 11th districts in 2019. All districts except for District 09 experienced a decrease as compared to 2019 and the 10th, 02nd, and 15th districts saw the most significant decrease in location of youth arrests who result in being processed at JISC, with approximately 85% reductions in the 10th and 78% reductions in the 02nd and 15th districts.

DISTRICT	DETAINED		INFORMAL ADJUSTMENT										NON-SECURED				REFERRED TO COURT		OTHER ¹		TOTAL		
			CTTV WORKSHOP & CASE MGMT		CTTV WORKSHOP ONLY		REFERRED TO AGENCY		RELEASED TO ADULT		CASE MANAGEMENT		HOME CONFINEMENT		SUARA CENTER								
	2019	2020	2019	2020	2019	2020	2019	2020	2019	2020	2019	2020	2019	2020	2019	2020	2019	2020	2019	2020	2019	2020	%
01	1	0	0	1	2	1	0	0	9	3	5	3	3	0	0	0	10	0	0	0	30	8	-73%
02	1	1	0	3	0	0	0	0	4	0	2	0	0	0	0	0	11	0	0	0	18	4	-78%
03	1	2	0	0	0	0	1	0	5	0	3	2	0	0	0	0	2	0	0	0	12	4	-67%
07	3	6	1	1	0	0	0	0	0	0	4	1	2	0	0	0	9	1	0	0	19	9	-53%
08	2	4	0	0	0	1	0	0	5	0	3	2	0	0	1	0	3	2	0	0	14	9	-36%
09	2	1	0	2	1	0	0	0	0	0	2	0	0	0	0	0	2	4	0	1	7	8	14%
10	3	2	1	1	2	0	0	1	7	0	12	1	4	0	1	0	11	1	0	0	41	6	-85%
11	11	8	1	1	0	1	0	0	3	2	4	2	2	1	0	0	20	9	0	1	41	25	-39%
12	4	1	0	0	0	0	0	0	3	1	6	1	0	0	1	0	3	1	0	1	17	5	-71%
15	3	0	0	0	0	0	0	0	0	0	0	1	1	0	0	0	5	1	0	0	9	2	-78%
TOTAL	31	25	3	9	5	3	1	1	36	6	41	13	12	1	3	0	76	19	0	3	208	80	-62%

¹ The "OTHER" disposition category includes formal adjustments, individuals released without charging, and unspecified dispositions.

JISC Data Report – December 2020

Prepared by the Chicago Police Department

Data time period: December 1 - December 31, 2019 & 2020

In December 2020, the Humboldt Park (8 youth), Gage Park (6 youth) and the Loop (6 youth) community areas were the most common arrest location for youth processed at JISC. While during the same period in 2019, Humboldt Park and the Loop were most common.

COMMUNITY AREA	DETAINED		INFORMAL ADJUSTMENT									NON-SECURED				REFERRE D TO COURT		OTHER ³		TOTAL			
			CTTV WORKSHO P & CASE MGMT		CTTV WORKSHO P ONLY		REFERRE D TO AGENCY		RELEASE D TO ADULT		CASE MANAGEME NT		HOME CONFINEME NT		SUARA CENTER								
	2019	2020	2019	2020	2019	2020	2019	2020	2019	2020	2019	2020	2019	2020	2019	2020	2019	2020	2019	2020	2019	2020	%
ARCHER HEIGHTS	0	0	0	0	0	0	0	0	0	0	1	0	0	0	0	0	0	0	0	0	1	0	-100%
ASHBURN	0	0	0	0	0	0	0	0	1	0	2	0	0	0	0	0	0	0	0	0	3	0	-100%
AUSTIN	4	0	1	0	0	0	0	0	0	0	0	1	1	0	0	0	5	1	0	0	11	2	-82%
BRIGHTON PARK	0	0	0	0	0	0	0	0	0	0	0	0	0	0	0	0	1	1	0	0	1	1	0%
CHICAGO LAWN	2	2	0	0	0	1	0	0	0	0	0	1	0	0	1	0	2	1	0	0	5	5	0%
CLEARING	0	2	0	0	0	0	0	0	0	0	0	0	0	0	0	0	0	0	0	0	0	2	--
DOUGLAS	0	0	0	0	0	0	0	0	0	0	0	0	0	0	0	0	6	0	0	0	6	0	-100%
EAST GARFIELD PARK	3	2	0	0	0	0	0	0	1	0	0	0	0	0	0	0	1	2	0	0	5	4	-20%
ENGLEWOOD	1	3	0	1	0	0	0	0	0	0	0	1	0	0	0	0	7	1	0	0	8	6	-25%
FULLER PARK	0	0	0	0	1	0	0	0	1	0	1	0	0	0	0	0	0	1	0	1	3	2	-33%
GAGE PARK	0	0	0	2	0	0	0	0	2	0	1	1	0	0	0	0	1	3	0	0	4	6	50%
GARFIELD RIDGE	0	0	0	0	0	0	0	0	1	0	0	0	0	0	0	0	0	0	0	0	1	0	-100%
GRAND BOULEVARD	0	0	0	0	0	0	0	0	1	0	0	0	0	0	0	0	1	0	0	0	2	0	-100%
GREATER GRAND CROSSING	2	3	0	0	0	0	0	0	2	0	0	0	1	0	0	0	0	0	0	0	5	3	-40%
HUMBOLDT PARK	3	2	0	1	0	0	0	0	1	0	1	1	1	0	0	0	14	4	0	0	20	8	-60%
HYDE PARK	0	1	0	0	0	0	0	0	0	0	0	0	0	0	0	0	2	0	0	0	2	1	-50%
KENWOOD	0	0	0	3	0	0	0	0	2	0	1	0	0	0	0	0	2	0	0	0	5	3	-40%
LOOP	1	0	0	0	2	0	0	0	9	3	5	3	3	0	0	0	7	0	0	0	27	6	-78%
LOWER WEST SIDE	0	0	0	0	0	0	0	0	0	0	0	0	0	0	0	0	1	0	0	0	1	0	-100%

JISC Data Report – December 2020

Prepared by the Chicago Police Department

Data time period: December 1 - December 31, 2019 & 2020

COMMUNITY AREA	DETAINED		INFORMAL ADJUSTMENT										NON-SECURED				REFERRE D TO COURT		OTHER ³		TOTAL			
			CTTV WORKSHO P & CASE MGMT		CTTV WORKSHO P ONLY		REFERRE D TO AGENCY		RELEASE D TO ADULT		CASE MANAGEME NT		HOME CONFINEME NT		SUARA CENTER									
	2019	2020	2019	2020	2019	2020	2019	2020	2019	2020	2019	2020	2019	2020	2019	2020	2019	2020	2019	2020	2019	2020	%	
NEAR SOUTH SIDE	0	0	0	1	0	1	0	0	0	0	0	0	0	0	0	0	0	0	0	0	0	0	2	--
NEAR WEST SIDE	3	1	0	0	0	0	0	0	3	0	5	0	0	0	1	0	5	0	0	0	17	1	-94%	
NEW CITY	2	1	0	0	0	0	0	0	0	0	1	0	0	0	0	0	1	0	0	0	4	1	-75%	
NORTH LAWNSDALE	3	1	1	1	0	0	0	1	1	1	3	1	1	0	1	0	6	1	0	0	16	6	-63%	
SOUTH LAWNSDALE	1	1	0	0	2	0	0	0	6	0	10	0	3	0	0	0	5	0	0	0	27	1	-96%	
SOUTH SHORE	0	1	0	0	0	0	1	0	0	0	0	1	0	0	0	0	0	0	0	0	1	2	100%	
WASHINGTON PARK	0	0	0	0	0	0	0	0	0	0	0	0	0	0	0	0	1	0	0	0	1	0	-100%	
WEST ENGLEWOOD	1	1	1	0	0	0	0	0	0	0	4	0	1	0	0	0	2	0	0	0	9	1	-89%	
WEST GARFIELD PARK	3	4	0	0	0	1	0	0	1	1	2	1	1	1	0	0	4	3	0	1	11	12	9%	
WEST LAWN	0	0	0	0	0	0	0	0	1	0	0	0	0	0	0	0	0	0	0	0	1	0	-100%	
WEST TOWN	1	0	0	0	0	0	0	0	0	1	1	1	0	0	0	0	0	1	0	1	2	4	100%	
WOODLAWN	1	0	0	0	0	0	0	0	3	0	3	1	0	0	0	0	2	0	0	0	9	1	-89%	
TOTAL	31	25	3	9	5	3	1	1	36	6	41	13	12	1	3	0	76	19	0	3	208	80	-62%	

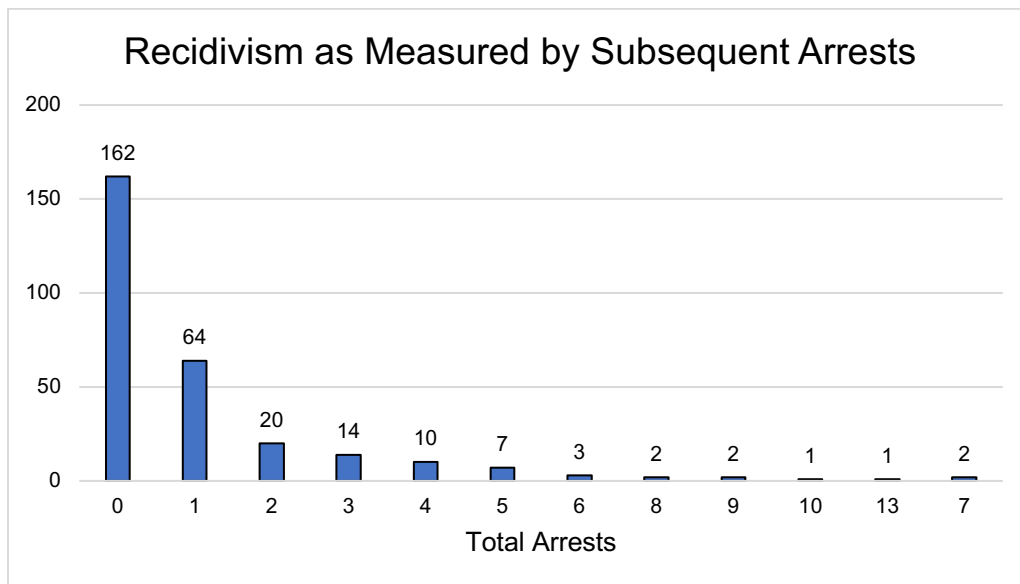
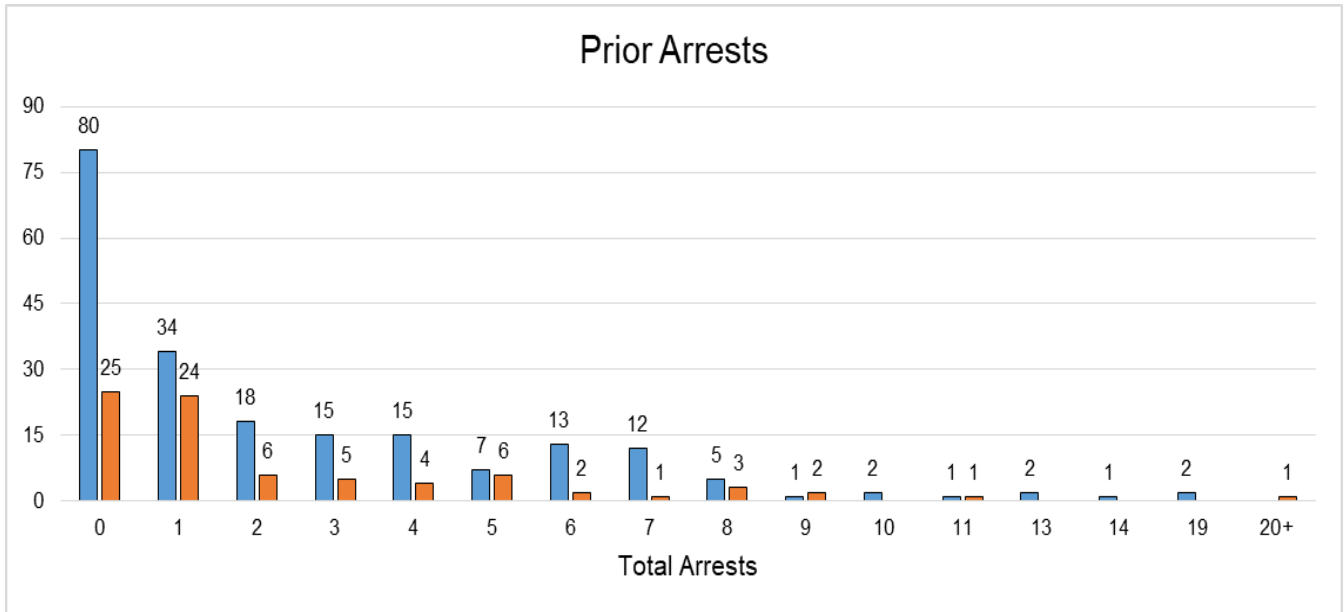
JISC Data Report – December 2020

Prepared by the Chicago Police Department

Data time period: December 1 - December 31, 2019 & 2020

4. Re-arrest Rates²

December 2019 and 2020 saw similar trends of most youth having few prior arrests (36% of young people had no prior arrest in 2020 and 2019). For the year following their JISC-processed arrest 162 youth (56%) were not re-arrested in the following year.



² Prior arrest counts are based on an individual's total number of arrests at the time they are processed at the JISC. Next year recidivism rate counts are based on the number of times an individual processed at the JISC from October 1, 2019 - October 31, 2019 was arrested from any point after the date of the initial arrest during the 12 month period to October 31, 2020.

JISC Data Report – December 2020

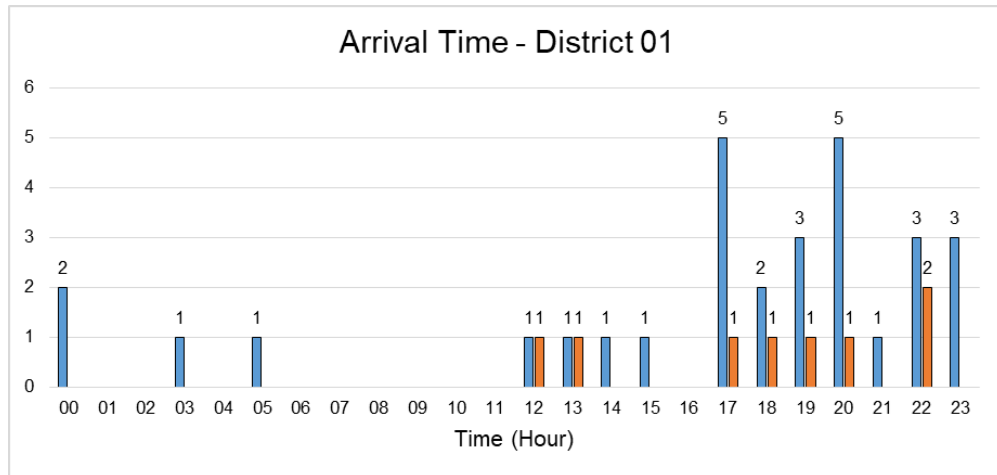
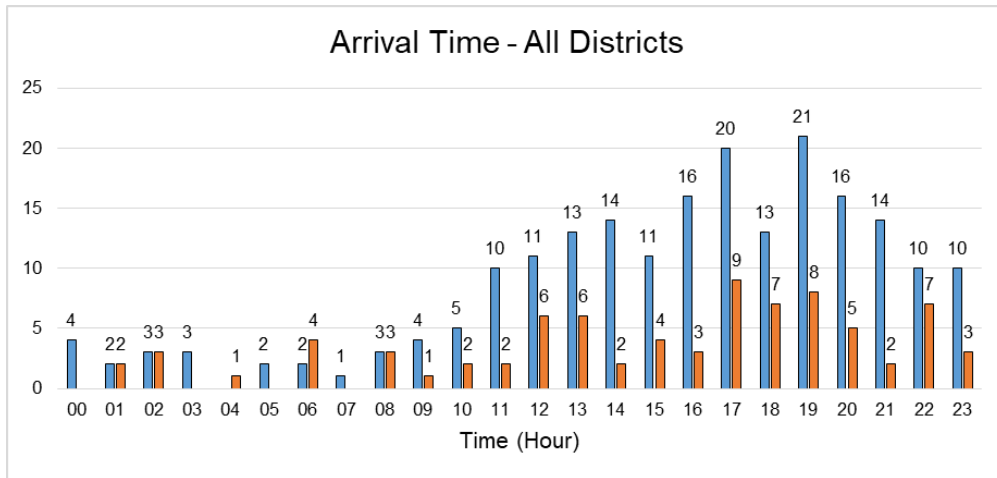
Prepared by the Chicago Police Department

Data time period: December 1 - December 31, 2019 & 2020

5. JISC Arrival Date and Time³ By District

The most common arrival hours in December 2020 were 12-2pm and 4-11pm. Additionally, JISC arrivals were most common Thursday through Sunday and saw a slight decrease on Mondays through Wednesdays.

■ 2019 ■ 2020

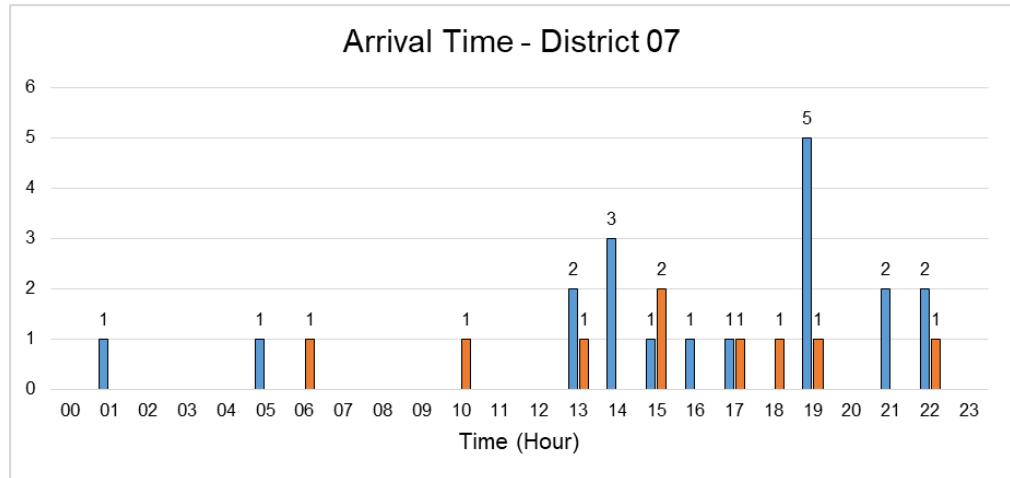
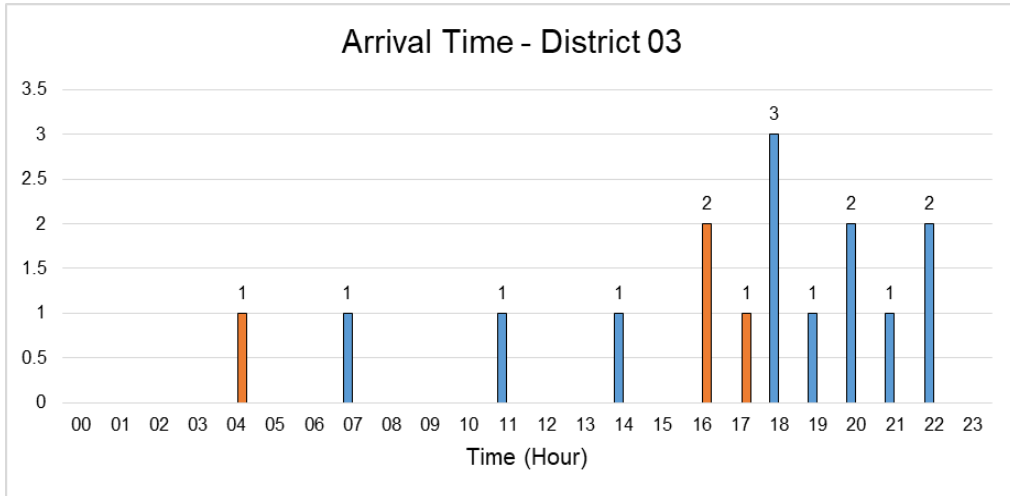
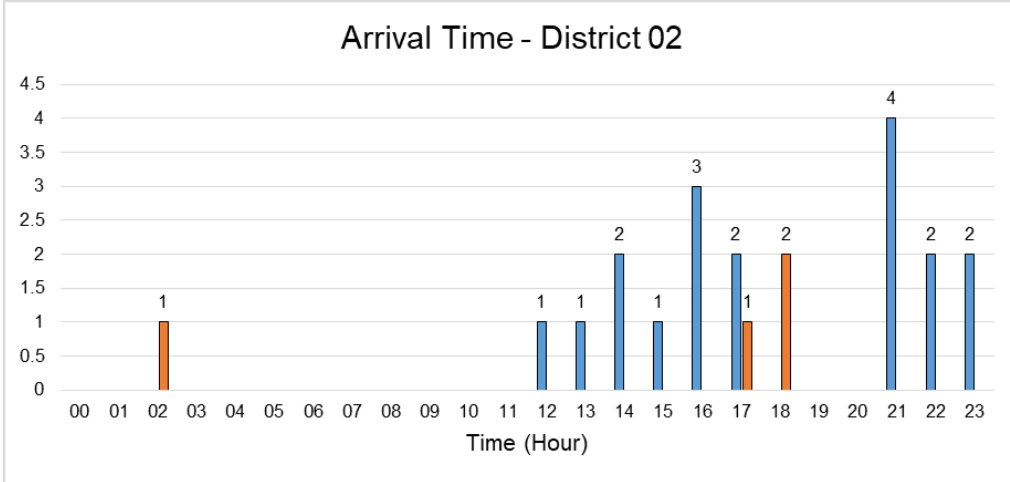


³ Arrival time is the date and time arrestee first arrives at JISC.

JISC Data Report – December 2020

Prepared by the Chicago Police Department

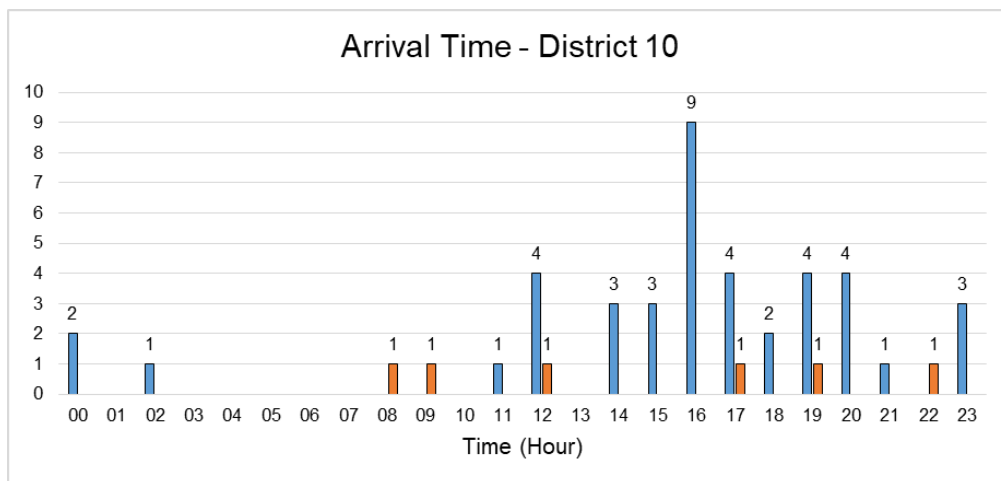
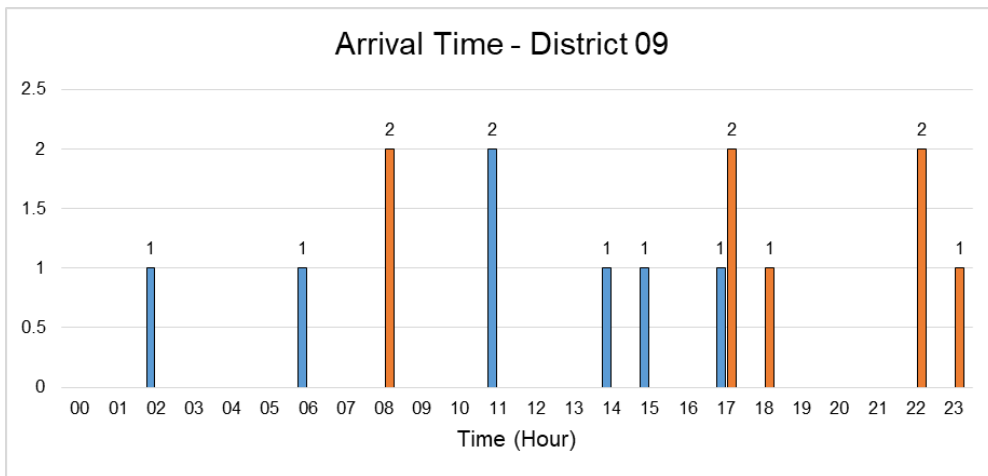
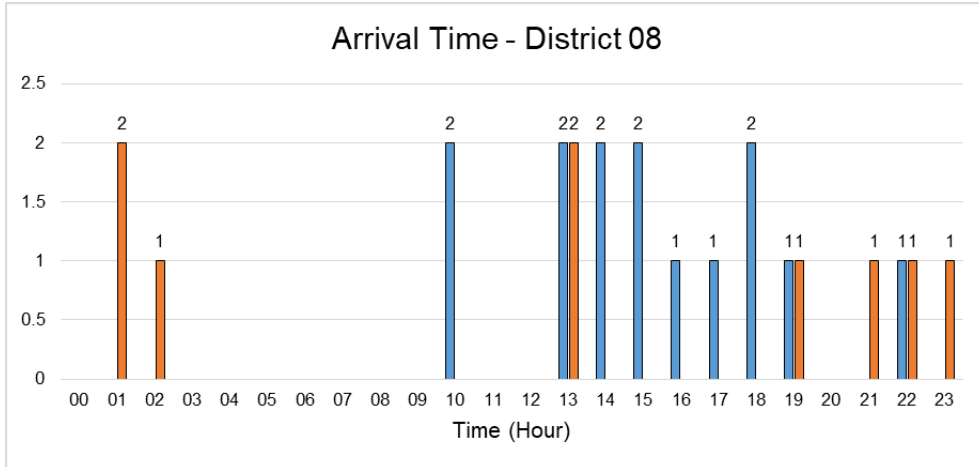
Data time period: December 1 - December 31, 2019 & 2020



JISC Data Report – December 2020

Prepared by the Chicago Police Department

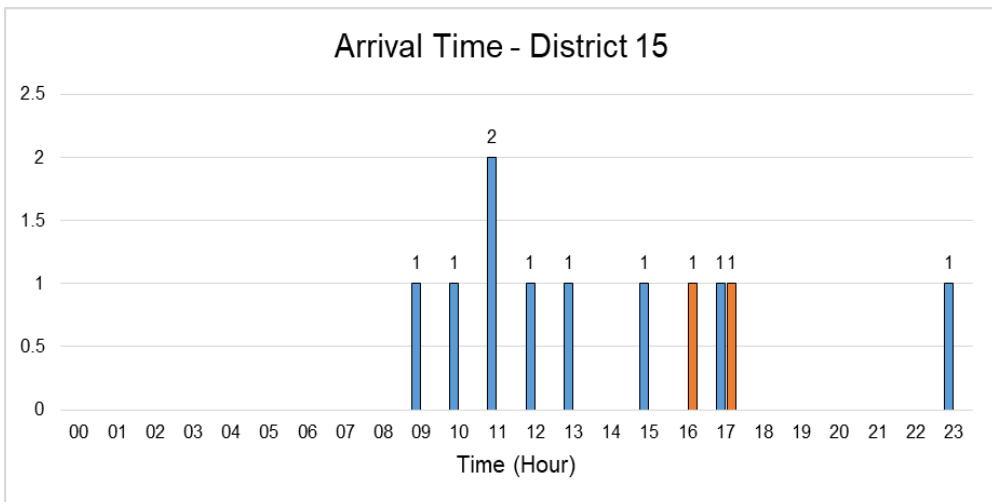
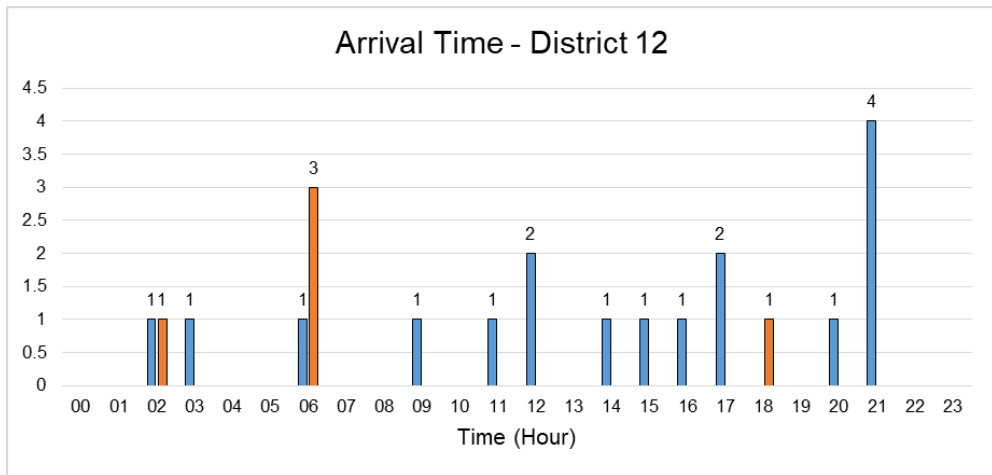
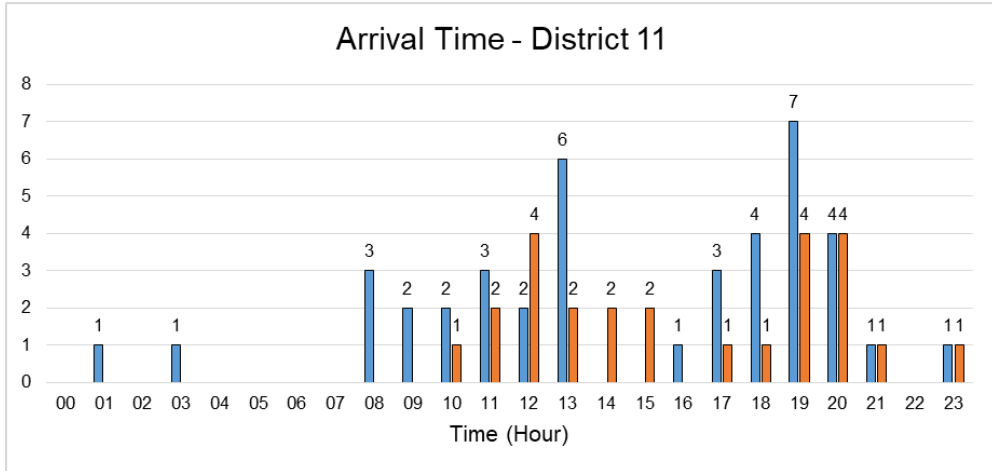
Data time period: December 1 - December 31, 2019 & 2020



JISC Data Report – December 2020

Prepared by the Chicago Police Department

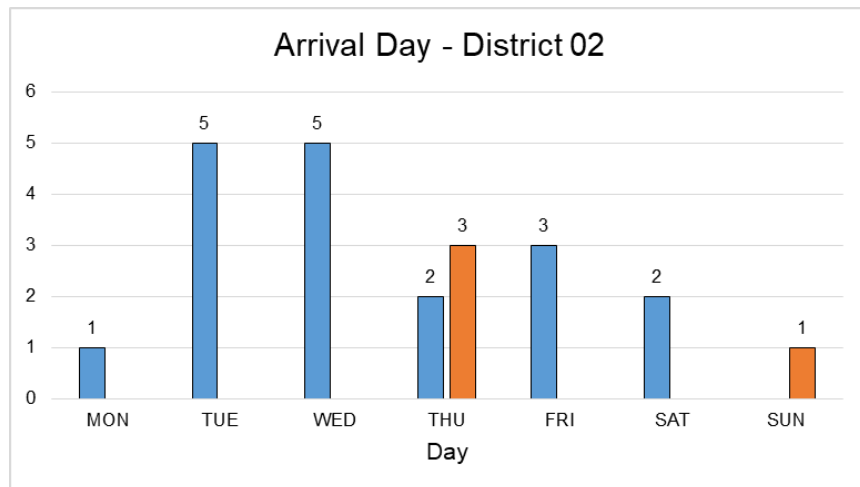
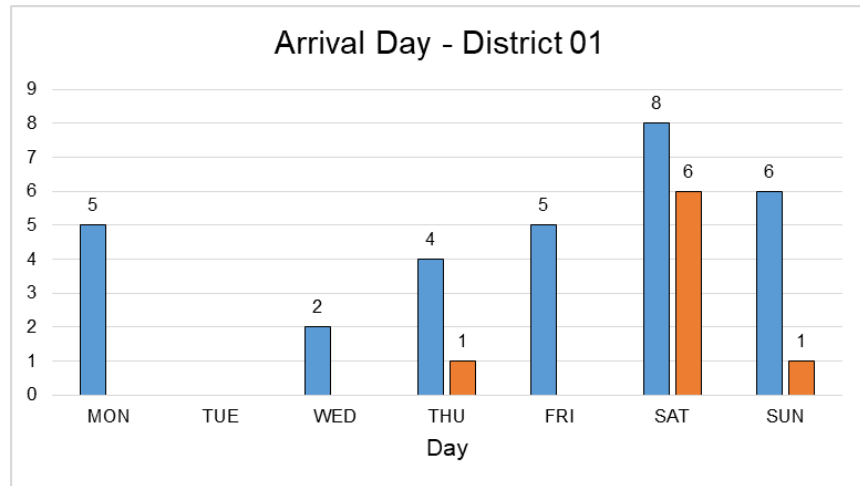
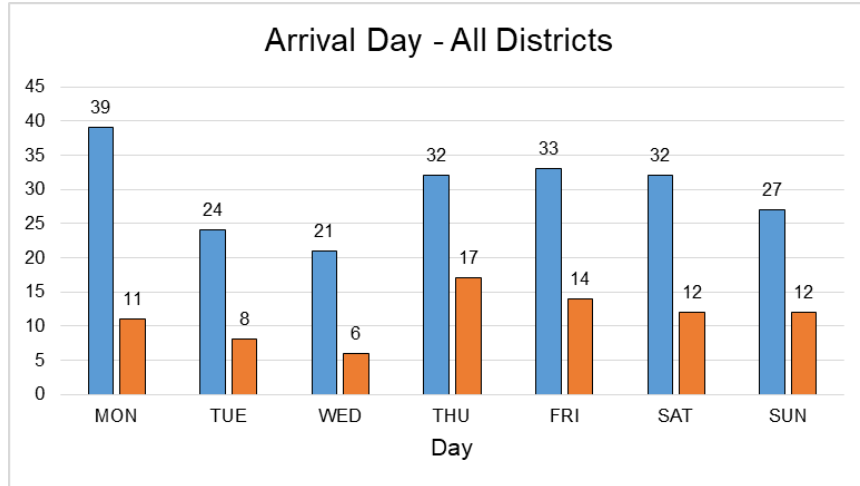
Data time period: December 1 - December 31, 2019 & 2020



JISC Data Report – December 2020

Prepared by the Chicago Police Department

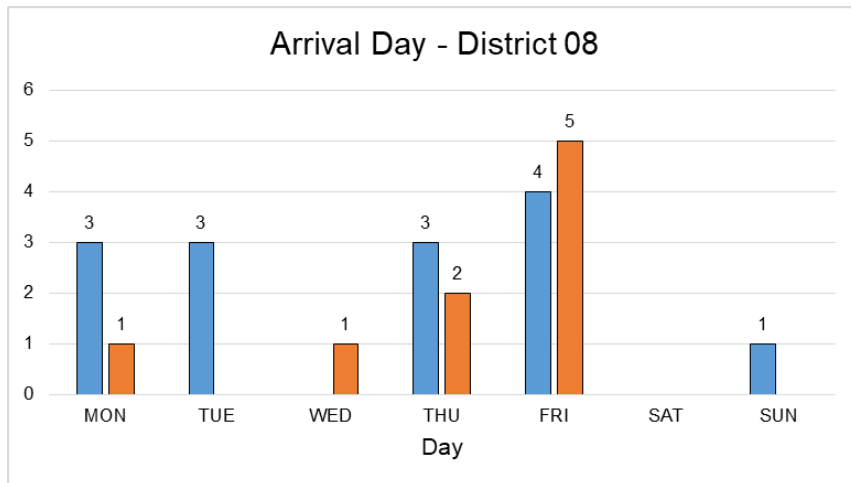
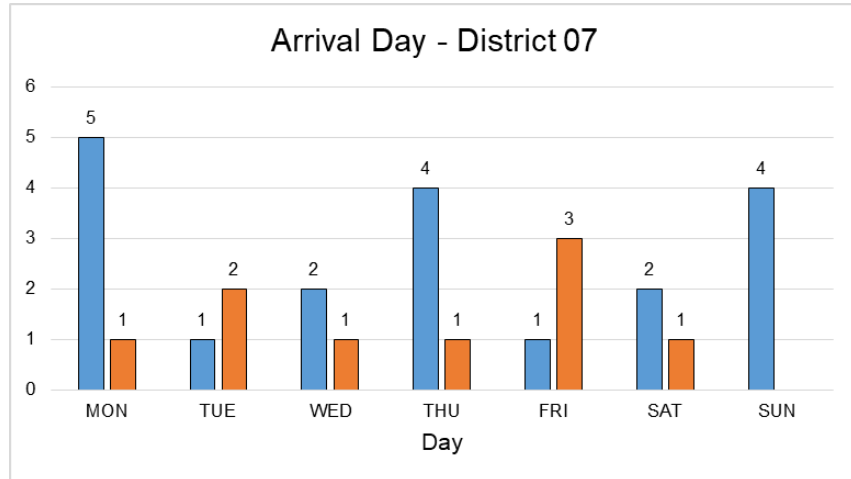
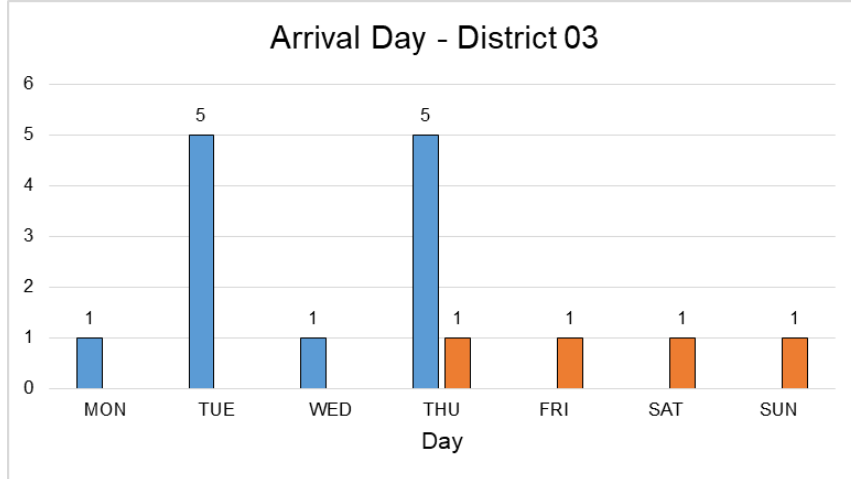
Data time period: December 1 - December 31, 2019 & 2020



JISC Data Report – December 2020

Prepared by the Chicago Police Department

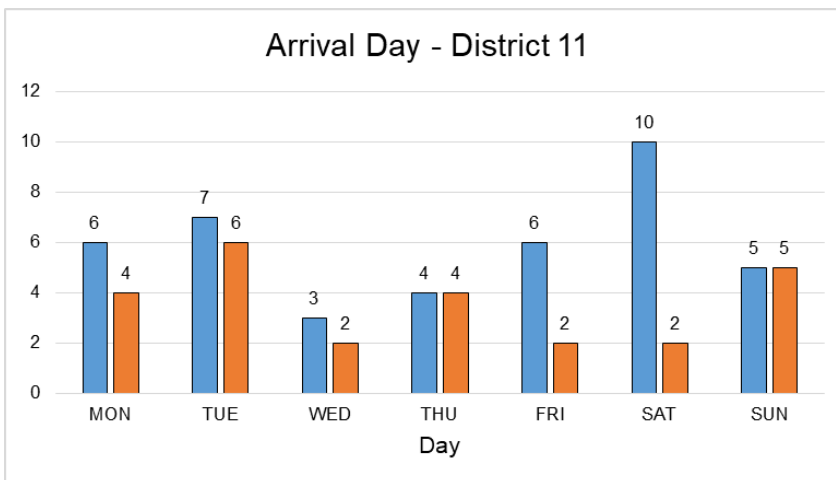
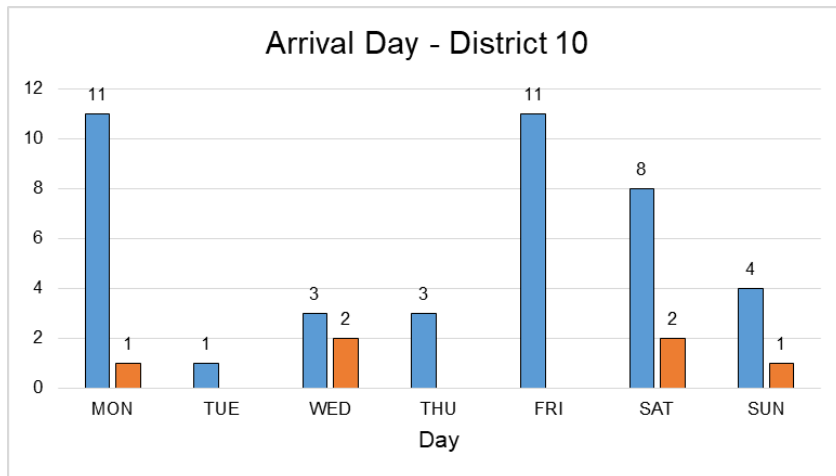
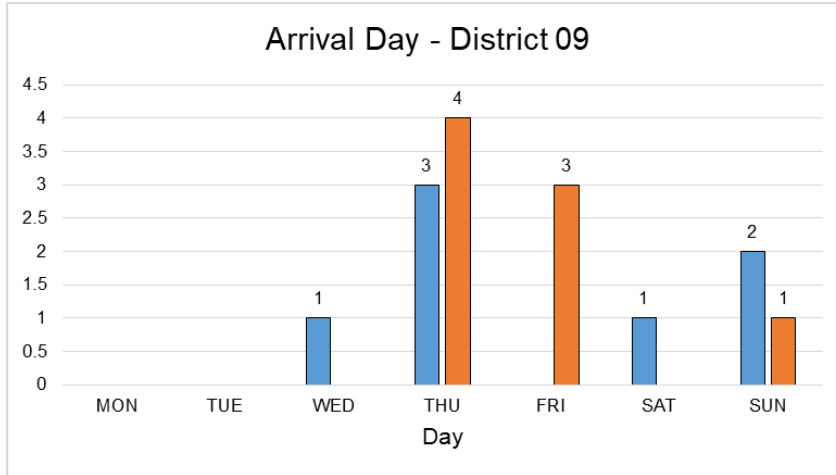
Data time period: December 1 - December 31, 2019 & 2020



JISC Data Report – December 2020

Prepared by the Chicago Police Department

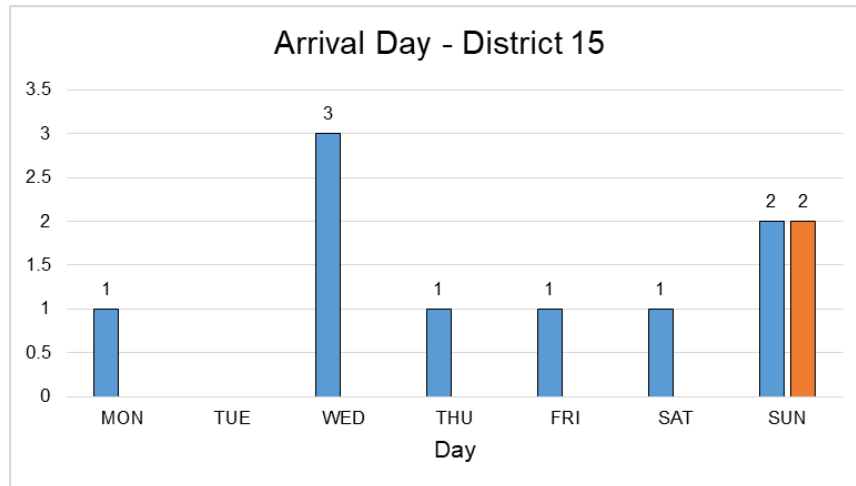
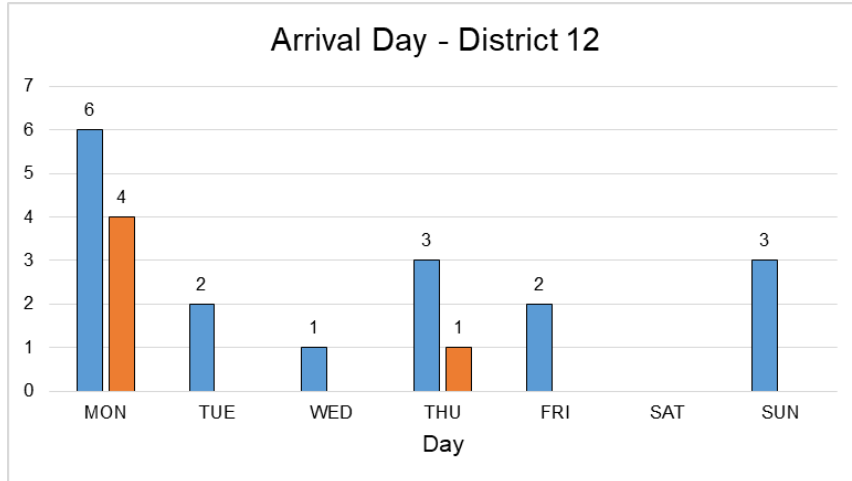
Data time period: December 1 - December 31, 2019 & 2020



JISC Data Report – December 2020

Prepared by the Chicago Police Department

Data time period: December 1 - December 31, 2019 & 2020



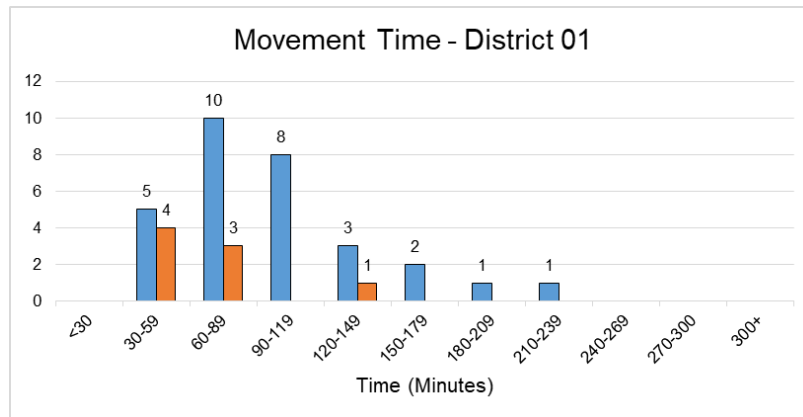
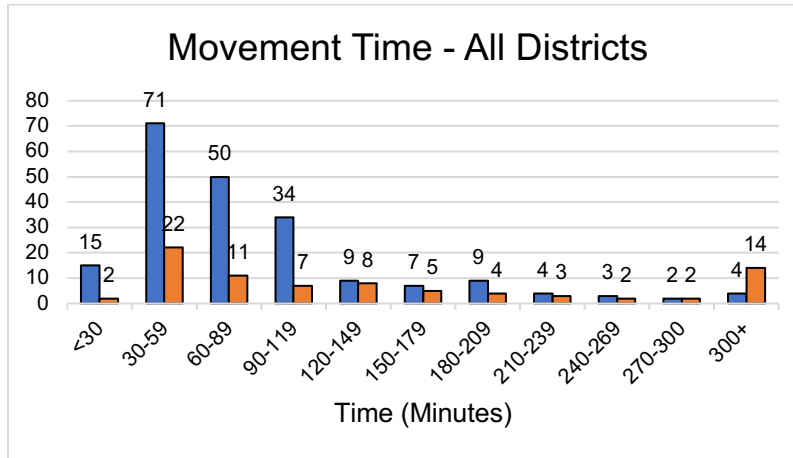
JISC Data Report – December 2020

Prepared by the Chicago Police Department

Data time period: December 1 - December 31, 2019 & 2020

6. Movement Time^{4,5} By District

While a youth's movement time before arriving at JISC is the responsibility of CPD patrol officers in each district, this analysis provides context for potential broader changes with youth interactions across CPD. Across the city for all JISC districts during both the 2019 and 2020 periods, most youth were in transit (between arrest and arrival at JISC) for less than 120 minutes, with 30-59 minutes being the most common. In December 2020, Districts 02, 08, and 12 have the most youth who were transported for the longest time with 3 youth arrested in District 02, 08, and 12 whose movement was more than 270 minutes (4.5 hours).



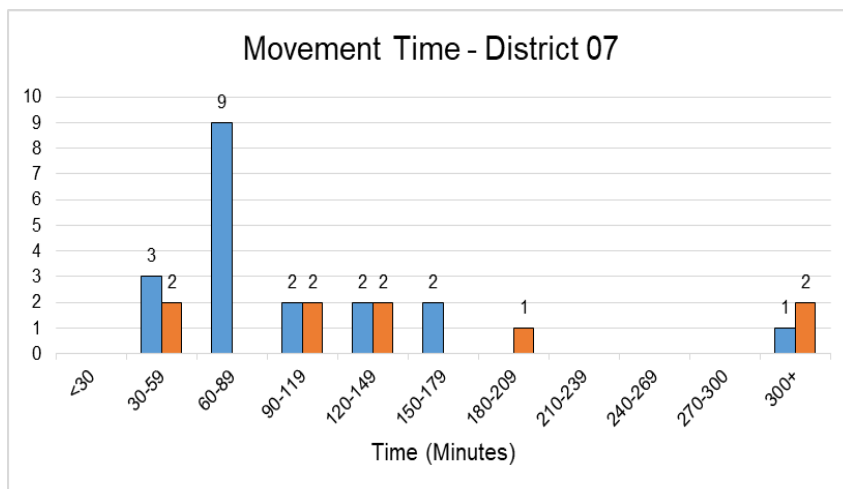
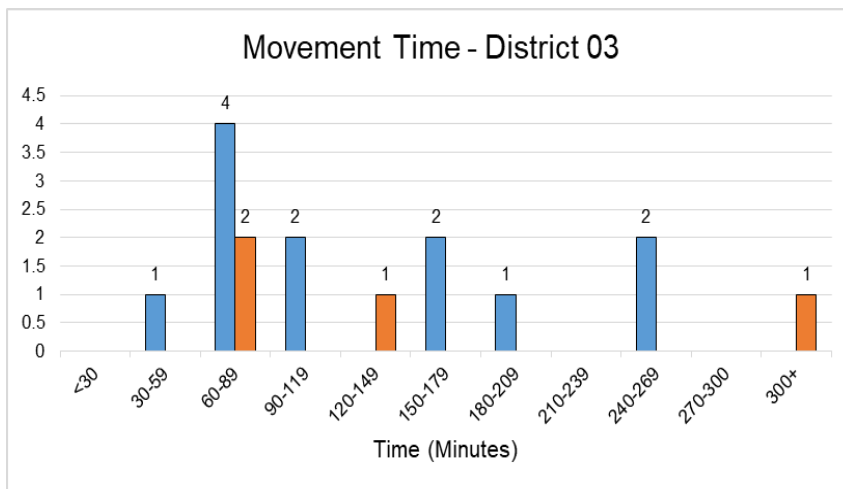
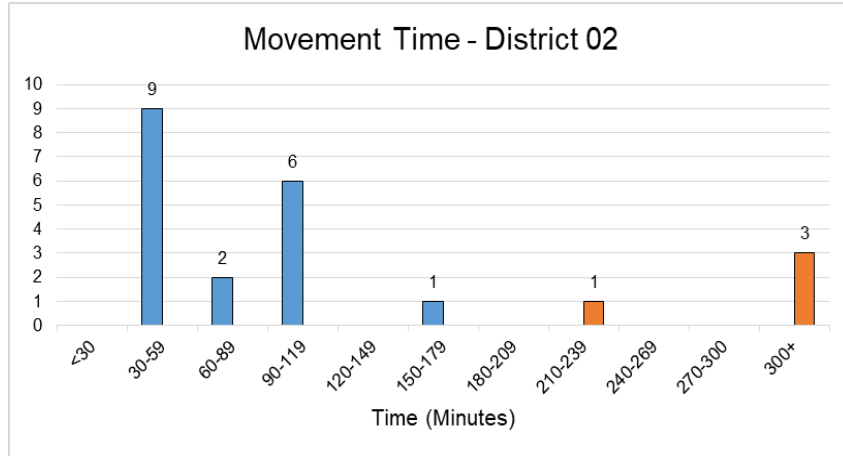
⁴ Movement time is based on the difference between arrest time and arrival time at JISC, given in minutes.

⁵ A small number of arrests have one or more incorrect time entered. Some movement time outliers (times greater than 300 minutes) are the result of these data inaccuracies.

JISC Data Report – December 2020

Prepared by the Chicago Police Department

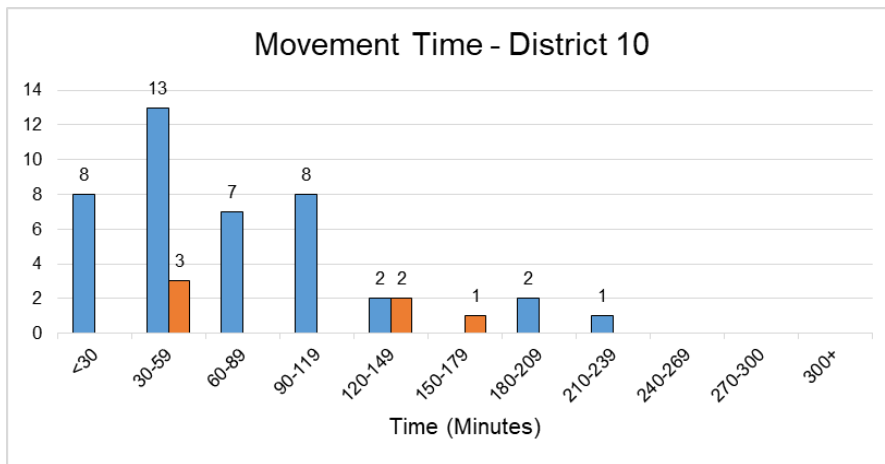
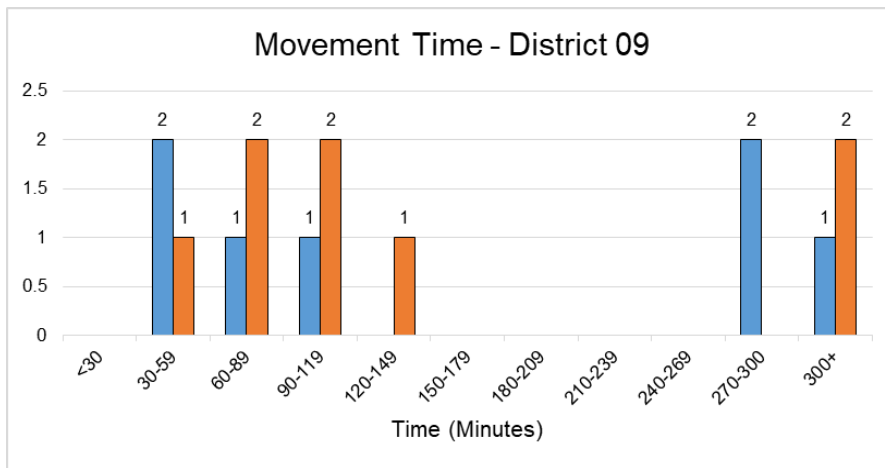
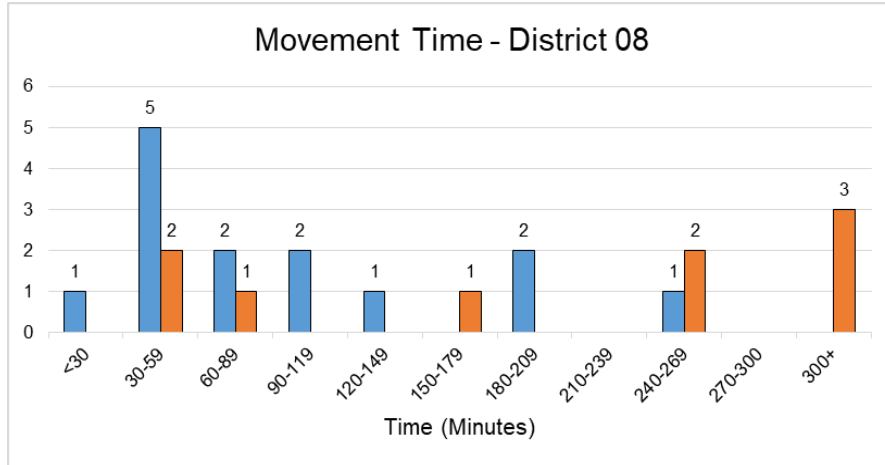
Data time period: December 1 - December 31, 2019 & 2020



JISC Data Report – December 2020

Prepared by the Chicago Police Department

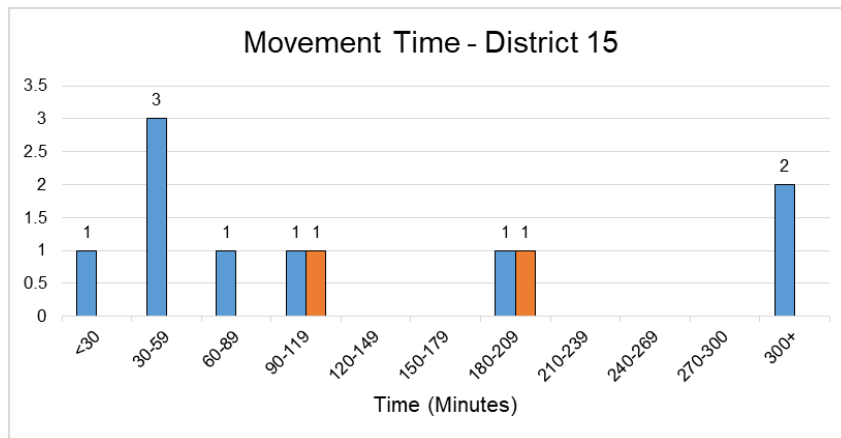
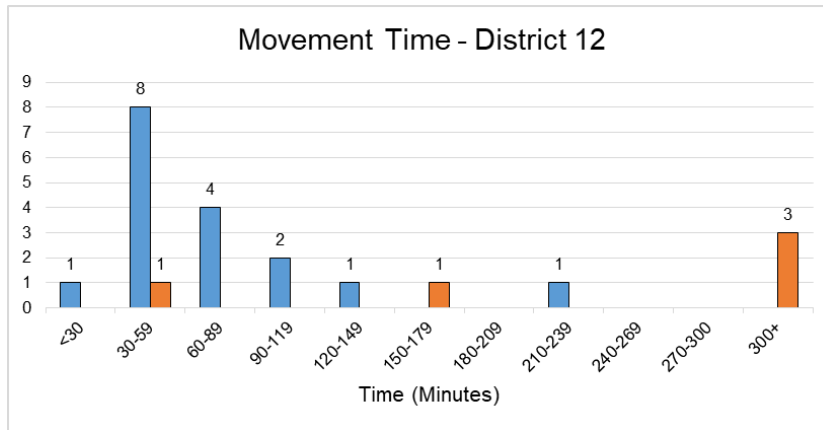
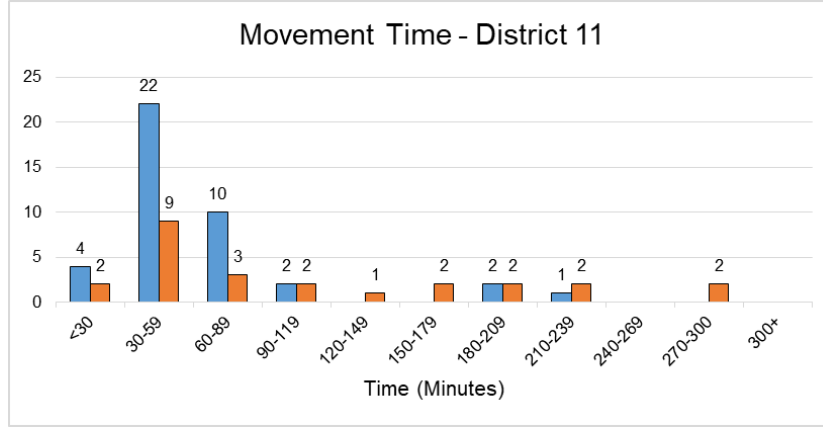
Data time period: December 1 - December 31, 2019 & 2020



JISC Data Report – December 2020

Prepared by the Chicago Police Department

Data time period: December 1 - December 31, 2019 & 2020



JISC Data Report – December 2020

Prepared by the Chicago Police Department

Data time period: December 1 - December 31, 2019 & 2020

7. JISC Alternate Disposition Data Analysis Point

There were two arrests indicating that an Alternate Disposition higher than the calculated disposition was used. The remaining arrests had no value ("Null") or "N" indicating negative.

