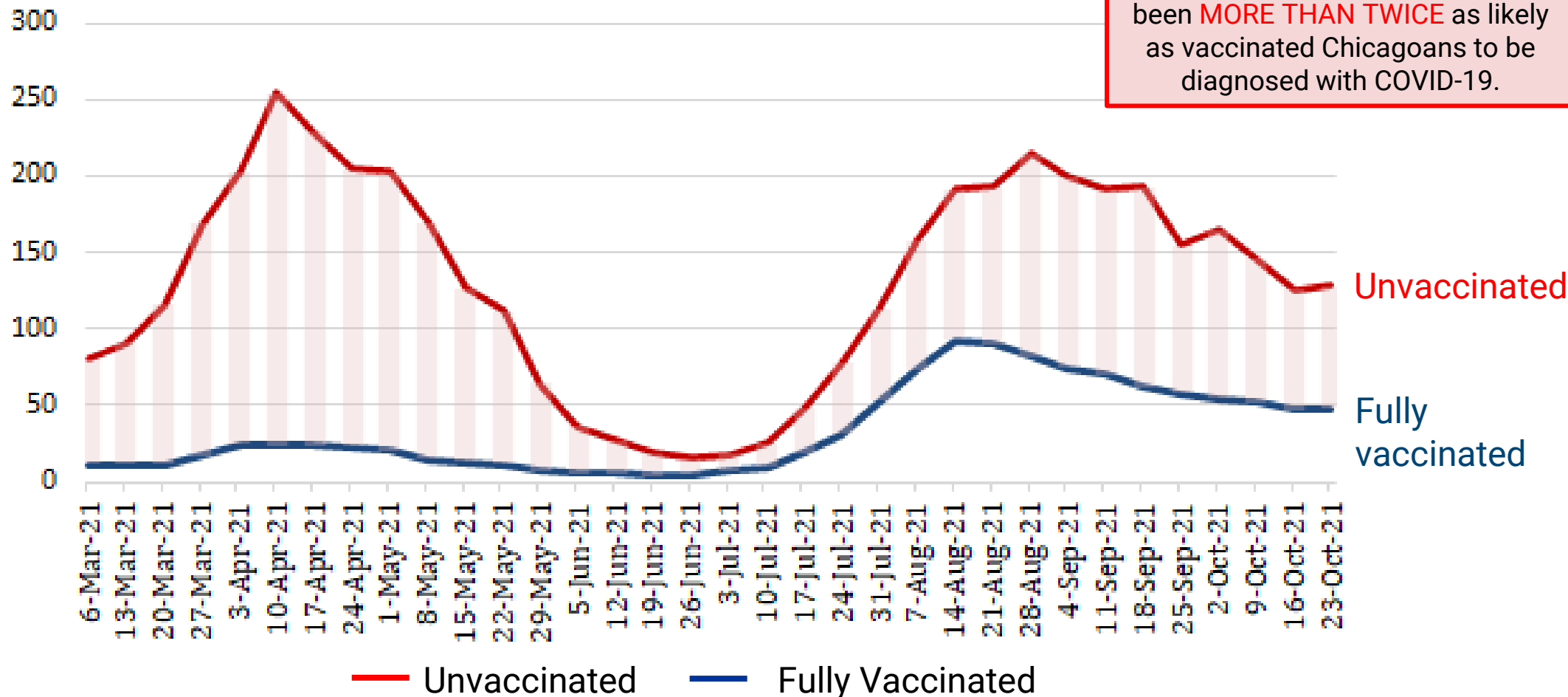


COVID CASE rates remain higher among **Unvaccinated** compared to **Fully Vaccinated** Chicagoans.



Even in Delta surge alone, unvaccinated Chicagoans have been **MORE THAN TWICE** as likely as vaccinated Chicagoans to be diagnosed with COVID-19.

Chicago Residents' Weekly COVID Case Rate per 100,000 by vaccination status



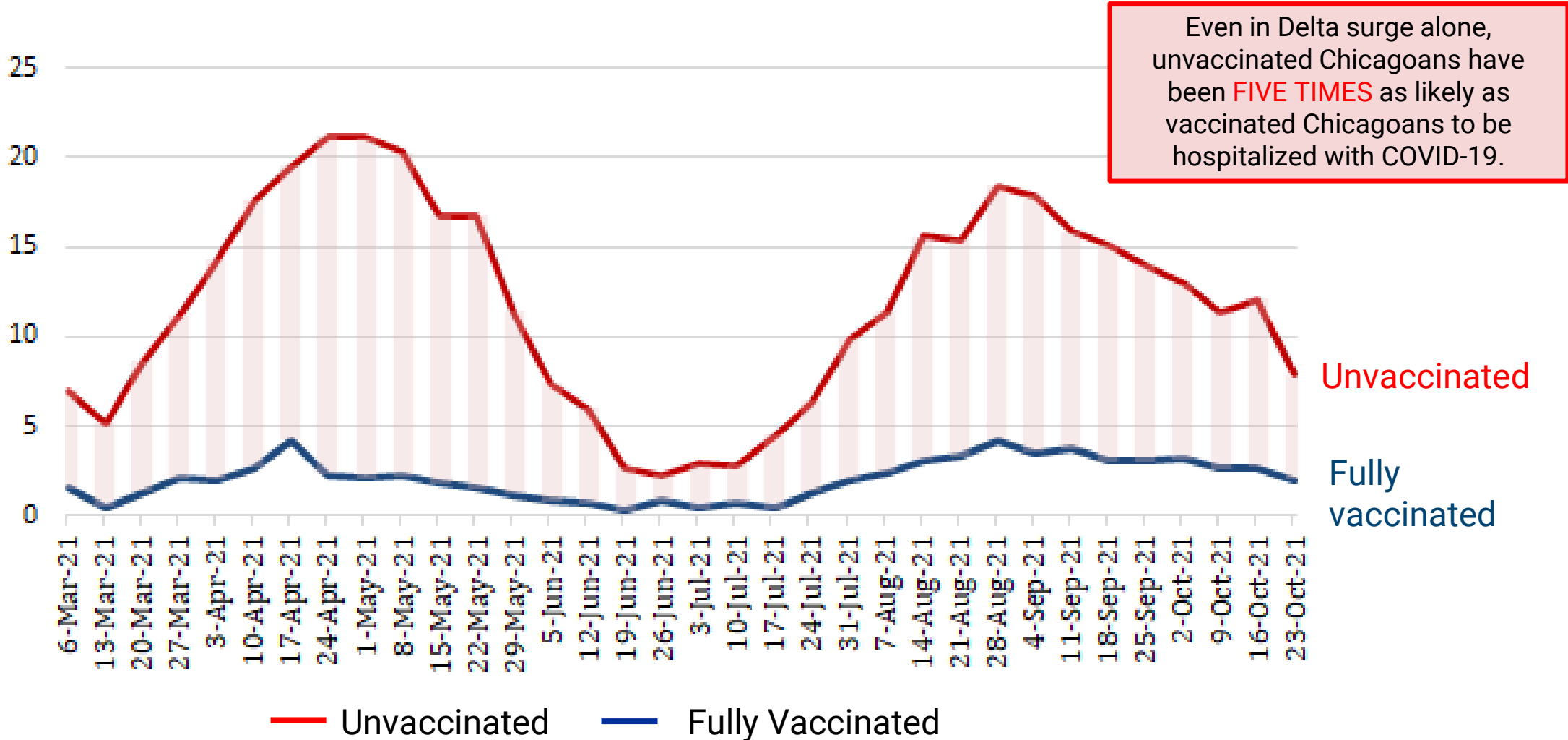
Notes:

Includes cases among Chicago residents reported into the Illinois Electronic Disease Surveillance System (I-NEDSS) with date of specimen collection 2/28/2021-10/23/2021, pulled 10/27/2021. Vaccination status obtained from the Illinois Comprehensive Automated Immunization Registry (I-CARE) registry. Fully vaccinated defined as completion of vaccine series at least 14 days prior to a positive test (with no other positive tests in the previous 45 days). Rate for vaccinated calculated as total cases divided by cumulative vaccinated at the end of each week, multiplied by 100,000. Rate for unvaccinated calculated as total cases divided by total population minus cumulative vaccinated at the end of each week, multiplied by 100,000.

COVID HOSPITALIZATION rates remain higher among **Unvaccinated** compared to **Fully Vaccinated** Chicagoans.



Chicago Residents' Weekly COVID Hospitalization Rate per 100,000 by vaccination status



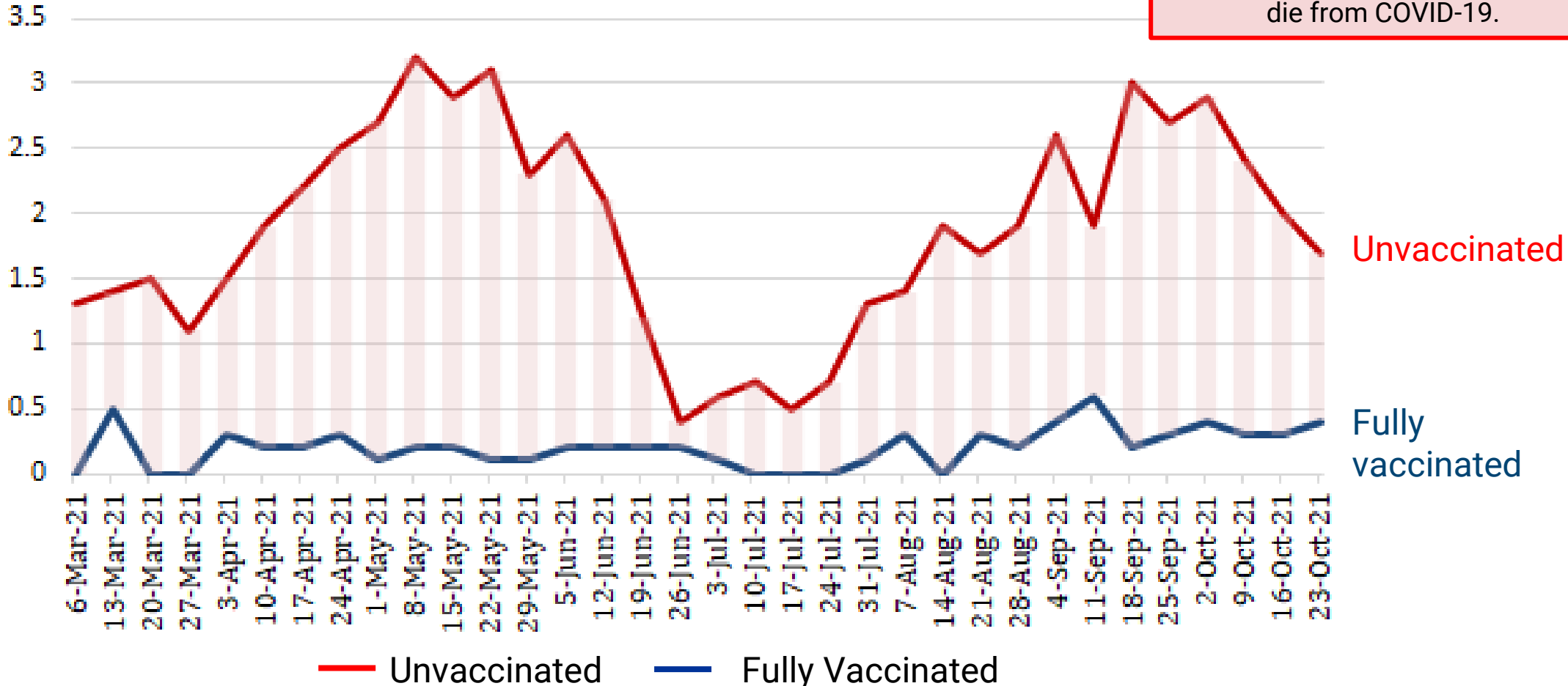
Notes:

Includes cases among Chicago residents reported into the Illinois Electronic Disease Surveillance System (I-NEDSS) with date of hospital admission 2/28/2021-10/23/2021, pulled 10/27/2021. Vaccination status obtained from the Illinois Comprehensive Automated Immunization Registry (I-CARE) registry. Fully vaccinated defined as completion of vaccine series at least 14 days prior to a positive test (with no other positive tests in the previous 45 days). Rate for vaccinated calculated as total hospitalized cases divided by cumulative vaccinated at the end of each week, multiplied by 100,000. Rate for unvaccinated calculated as total hospitalized cases divided by total population minus cumulative vaccinated at the end of each week, multiplied by 100,000.

COVID DEATH rates remain higher among **Unvaccinated** compared to **Fully Vaccinated** Chicagoans.

Even in Delta surge alone, unvaccinated Chicagoans have been **EIGHT TIMES** as likely as vaccinated Chicagoans to die from COVID-19.

Chicago Residents' Weekly COVID Death Rate per 100,000 by vaccination status



Notes: Includes cases among Chicago residents reported into the Illinois Electronic Disease Surveillance System (I-NEDSS) with date of death 2/28/2021-10/23/2021, pulled 10/27/2021. Vaccination status obtained from the Illinois Comprehensive Automated Immunization Registry (I-CARE) registry. Fully vaccinated defined as completion of vaccine series at least 14 days prior to a positive test (with no other positive tests in the previous 45 days). Rate for vaccinated calculated as total case deaths divided by cumulative vaccinated at the end of each week, multiplied by 100,000. Rate for unvaccinated calculated as total case deaths divided by total population minus cumulative vaccinated at the end of each week, multiplied by 100,000.