



CHICAGO PLAN COMMISSION

and

DEPARTMENT of PLANNING and DEVELOPMENT

EXECUTIVE ORDER 2017-2 UPDATE

MINORITY AND WOMEN-OWNED BUSINESS ENTERPRISE

CERTIFIED CONTRACTORS AND

LOCAL CITY RESIDENT EQUITABLE PARTICIPATION

July 18, 2024



Executive Order 2017-2 Update

EXECUTIVE ORDER 2017-2 BACKGROUND

- Initiated in August 2017
- Established Participation Goals:
 - 26% MBE
 - 6% WBE
 - 50% City Resident Work Force (Local Hires)
- Resources/Support through DPD and Department of Procurement Services (DPS)



Executive Order 2017-2 Update

SUPPORT: ON-LINE REGISTRATION AND DATABASE

Chicago Certified Firms Directory

Apply for / Renew Certification

DPS Workshops

View our upcoming events

Workshops

About the System

Learn more about this system and how it works today

Information for Staff

Information for Vendors

Account Access

Lookup Vendor accounts or reset user passwords

Account Lookup

Forgot Password

System Training

Learn how to fully utilize our system with a live trainer

Training

City of Chicago Links

Department of Procurement Services

Current Bid Opportunities

Bid Tabulations



Executive Order 2017-2 Update

SUPPORT: ASSIST AGENCY LIST

ASSIST AGENCY DIRECTORY

51 Current Agencies

Assist Agencies are comprised of not-for-profit agencies and/or chambers of commerce agencies that represent the interest of small, minority and/or women owned businesses.

<p>51st Street Business Association *</p> <p>220 E. 51st Street Chicago, IL 60615 773-285-3401 773-285-3407 the51ststreetbusinessassociation@yahoo.com www.51stStreetChicago.com Maintains list of certified firms: Yes Provides training for businesses: Yes</p>	<p>AeroStar Avion Institute</p> <p>122 S. Michigan Chicago, IL 60603 708-646-4300 aai@avioninstitute.org tholmes@aerostarcorp.com www.avioninstitute.org Maintains list of certified firms: Yes Provides training for businesses: Yes</p>
<p>African American Contractors Association -- AACA *</p> <p>514 E. 95th Street P.O. Box #19670 Chicago, IL 60619 312-915-5960 aaanatlassoc@gmail.com www.aaanatl.org Maintains list of certified firms: Yes Provides training for businesses: Yes</p>	<p>Angel of God Resource Center, Inc. *</p> <p>14527 S. Halsted Riverdale, IL 60827 708-392-9323 708-880-0121 info.aogrc@gmail.com www.angelofgodresourcecenter.org Maintains list of certified firms: Yes Provides training for businesses: Yes</p>
<p>Association of Asian Construction Enterprises (AAACE) *</p> <p>712 W. Root Street Chicago, IL 60609 312-595-2010 admin@aaacechicago.com www.aaacechicago.com Maintains list of certified firms: Yes Provides training for businesses: No</p>	<p>Austin African American Business Networking Assoc.</p> <p>5820 W. Chicago Ave. Chicago, IL 60651 773-626-4497 info@aaabna.org https://www.aaabna.org Maintains list of certified firms: Yes Provides training for businesses: Yes</p>
<p>Better Business Bureau of Chicago/Northern Illinois</p> <p>121 Wacker Drive, Suite 200 Chicago, IL 60601 312 832-0500 tjohnson@chicago.bbb.org www.bbb.org/chicago Maintains list of certified firms: No Provides training for businesses: Yes</p>	<p>Black Contractors Owners and Executives *</p> <p>7811 S. Stony Island Ave. Chicago, IL 60649 773-346-5658 773-346-5659 admin@bcoechicago.org www.bcoechicago.org Maintains list of certified firms: No Provides training for businesses: No</p>



Executive Order 2017-2 Update

Plan Commission Approvals – September 2017 – June 2024

- 355 PD Applications Reviewed/Approved
- \$53,491,497,035 in Total Estimated Project Costs
- 177,178 Total Estimated Construction Jobs
- 100% of the qualifying Projects committed to meet or exceed the goals:
 - 26% Minority Business Enterprise Participation
 - 6% Women Business Enterprise Participation
 - 50% City Resident Hiring



Executive Order 2017-2 Update

Plan Commission – MBE/WBE & Local Hiring by Year

PROJECTS APPROVED BY PLAN COMMISSION						
CPC Review Date	# of PDs approved	Total Project Costs	Projected Construction Jobs	Projected MBE Value (@26%)	Projected WBE Value (@6%)	Projected # of Local Hires (@50%)
2017	15	\$715,398,330	3,276	\$186,503,564	\$43,923,899	1,639
2018	60	\$16,717,500,000	48,812	\$4,419,165,000	\$1,031,690,000	24,409
2019	46	\$8,315,726,720	20,145	\$2,177,488,946	\$500,843,602	9,095
2020	53	\$4,830,830,000	23,774	\$1,257,315,800	\$290,044,800	11,816
2021	68	\$11,624,307,346	42,928	\$3,174,319,909	\$849,458,439	21,472
2022	51	\$5,243,733,766	13,688	\$1,543,033,579	\$384,444,025	6,849
2023	44	\$2,811,860,721	10,535	\$737,384,460	\$170,168,722	5,084
2024	18	\$3,232,140,152	14,020	\$840,356,440	\$193,928,409	7,012
Totals	355	\$53,491,497,035	177,178	\$14,335,567,698	\$3,464,501,896	87,376



Executive Order 2017-2 Update

Part II Permit Review Data – September 2017 – June 2024

- 221 Part II Zoning Reviews completed (in 146 different PDs; for 187 different projects)
- \$17,957,518,230 in Total Estimated Project Costs
- 54,539 Estimated Total Construction Jobs
- Proposed Participation Levels at Part II Review:
 - 24.3% Minority Business Enterprise Participation
 - 5.8% Women Business Enterprise Participation
 - 48.2% City Resident Hiring (including average of 2.2% from the respective Ward)



Executive Order 2017-2 Update

Certificate of Occupancy (COO) – September 2017 –June 2024

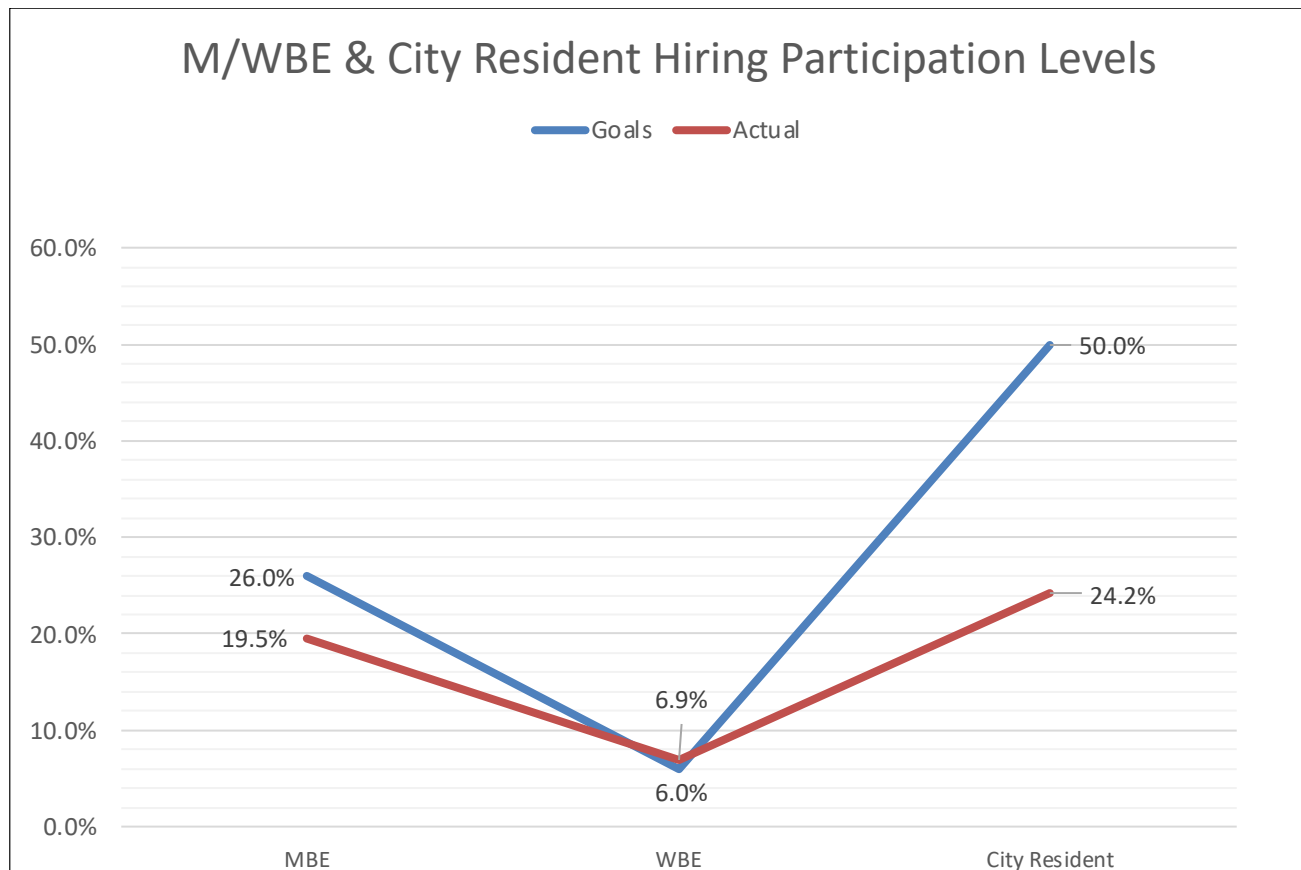
- 72 Final COOs issued
- 53 Reports filed to date (48 Complete + 4 Partial)
- Final Participation Levels at COO (based on data received):
 - \$3,452,447,829 Total Project Costs
 - 19.5% MBE Participation (\$673,940,604 value of work)
 - 6.9% WBE Participation (\$238,392,681.57 value of work)
 - 24.2% City Resident Hiring (including 400+/- Ward residents)



Executive Order 2017-2 Update

M/WBE & Local Hiring Comparison

Based on Data from Complete Final Reports filed through June 2024



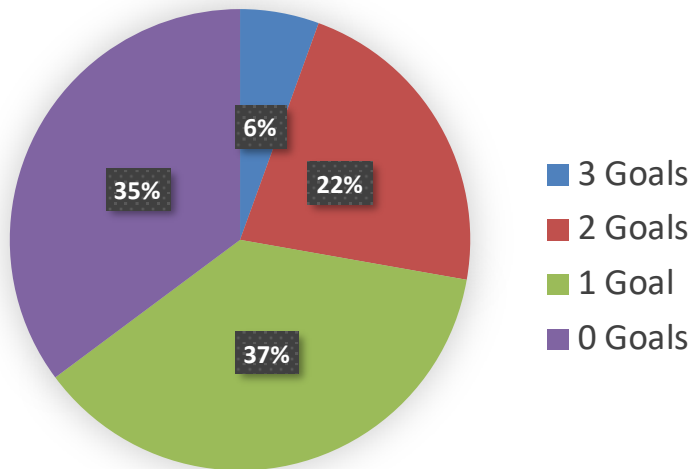


Executive Order 2017-2 Update

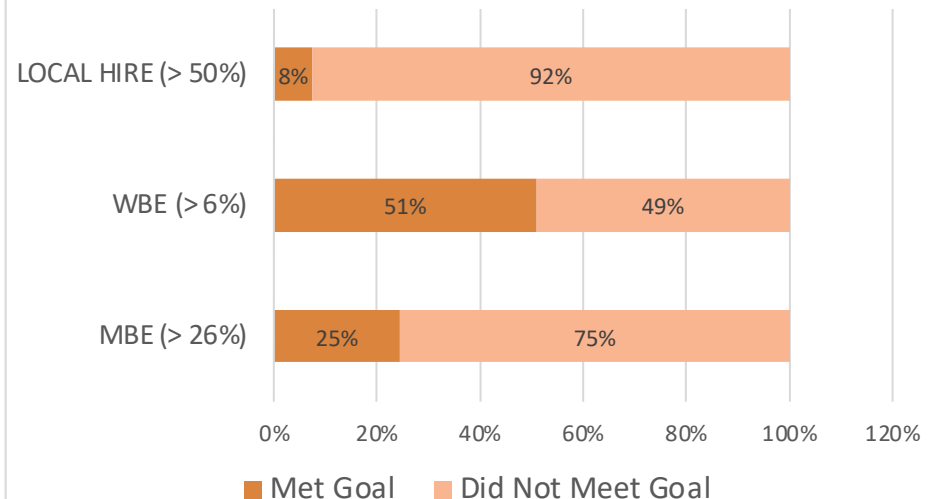
Certificate of Occupancy (COO) Data – Through June 2024

MBE/WBE COMPLIANCE STATS							
Final Reports	# of Goals Met per Project				# of Projects Meeting Each Specific Goal		
	0 (none)	1	2	3 (all)	MBE ($\geq 26\%$)	WBE ($\geq 6\%$)	Local Hire ($\geq 50\%$)
53	19	20	12	2	15	29	6

Percent of Projects Meeting # of Goals



Percentage of Projects Meeting Goals (By Goal)





Executive Order 2017-2 Update

MBE, WBE + LOCAL HIRING – Recognitions

The following projects/developers met or exceeded all three goals:

- **4424 & 4434 South Cottage Grove (4400 S Cottage Grove)**
 - Developer: 45th/Cottage Grove, LLC; CHA (Brinshore, Michaels Chicago Holding Co., LLC)
 - Total Project Cost = \$27,267,193
 - MBE participation @ 61.8% (value of MBE contracts = \$16,851,125)
 - WBE participation @ 10.8% (value of WBE contracts = \$2,944,857)
 - Local hire participation @ 54.6% (including 6 residents from the Ward)

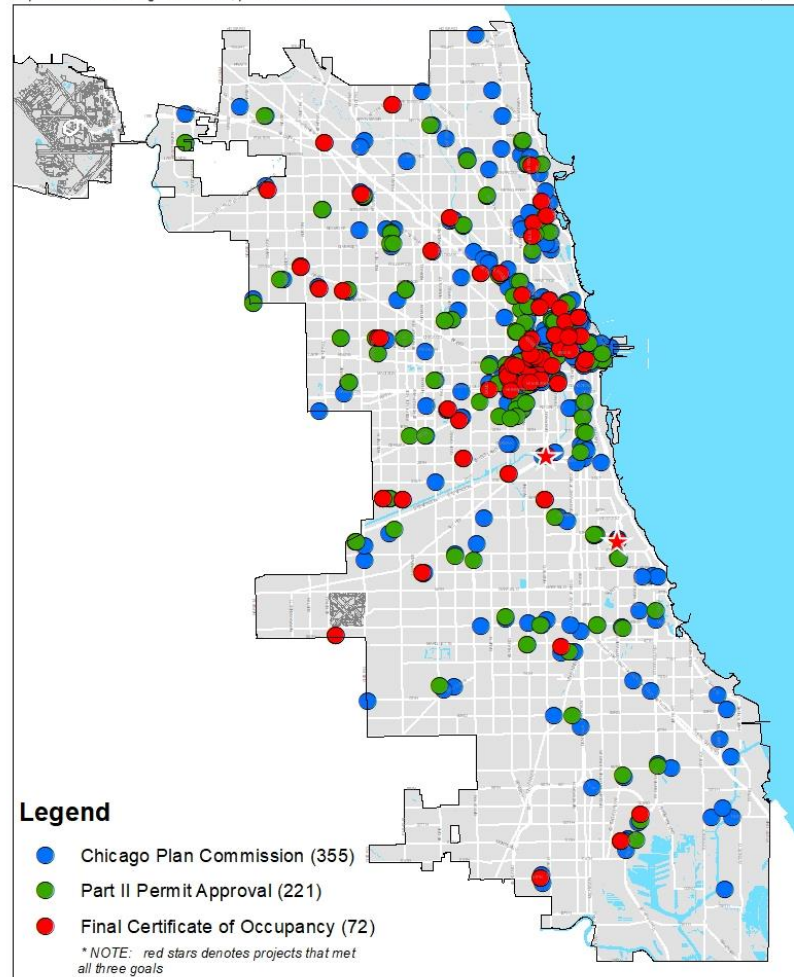
- **2424 S. Halsted Street**
 - Developer: Prologis-Exchange 2420 Halsted, LLC
 - Total Project Cost = \$25,281,308
 - MBE participation @ 34.3% (value of MBE contracts = \$8,661,286)
 - WBE participation @ 10.5% (value of WBE contracts = \$2,645,756)
 - Local hire participation @ 52.0% (including 6 residents from the Ward)



Executive Order 2017-2 Update

MBE, WBE & Local Hiring

Equitable Participation Data
September 2017 through June 2024; pursuant to Executive Order 2017-02





Executive Order 2017-2 Update

INTERNAL OUTREACH (Since last update)

Law

Actions Requiring Amendment to Executive Order 2017-2:

- Establishing goals for and tracking of Veteran Business Enterprises.
- Requiring additional updates to be provided after Part II, but before the projects are finalized.
- Amendments require the Mayor's office to initiate an amendment.
- Possibly amending forms for added data (*need to be reviewed internally to confirm extent of added data that could be collected under current EO*).

Procurement

- Data is tracked through C2 payroll software (*may not be viable for use for PD tracking*).
- Does Offer good faith waivers if developer cannot meet goals.



Executive Order 2017-2 Update

EXTERNAL OUTREACH

Based on staff research, no other City has established goals for PD/zoning map amendment. Two cities have some diversity goals for private development as follows:

City of Boston Planning and Development Agency

- Adopted Diversity, Equity, and Inclusion (DEI) in Development Policy in 2022
- Requires submission DEI Plan Disclosure to encourage engagement M/WBE through all development phases.
- No requirements to meet goals
- Department has staff team who provide engagement options (networking, etc.) to MWBEs.

City of San Francisco Office of Economic and Workforce Development (OEWD)

- Local Hiring requirement for public and private development, with development agreements. Development Agreements: Requirements are negotiated.
- Reporting and compliance verified through OEWD.
- Have dedicated staff who work on connecting local workers to work opportunities.



Executive Order 2017-2 Update

QUESTIONS + DISCUSSION