

Accessible Healthy Communities

Neighborhood Conditions of Adults with Disabilities in Chicago

The physical and social environment of our neighborhoods shape access to resources people need to live their healthiest lives.
This is a summary of key findings, a full report is coming soon!

Collectively, we refer to the following as "neighborhood conditions"



**Social Connection and
Community Belonging**



**Trust in
Public Institutions**



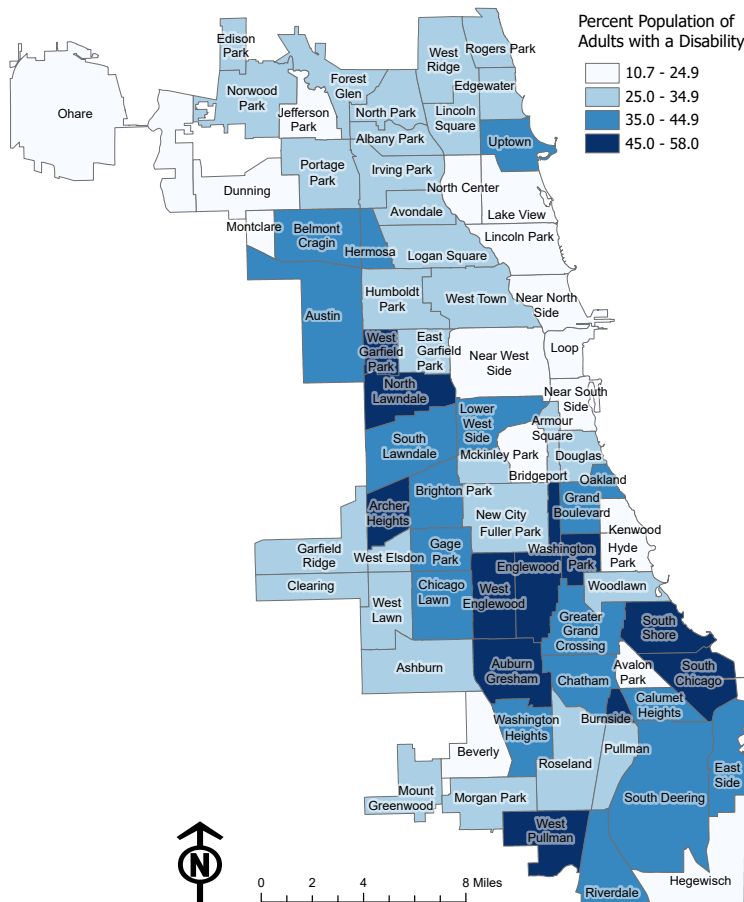
**Neighborhood
Safety**



**Access to
Community Resources**

The south and west sides of Chicago have a larger percent population of residents with a disability compared to the north side.

1 in 4
Adults in Chicago have a Disability



- ★ 26.8% of adults in Chicago have a disability.
- ★ The most common types of disability were cognitive and mobility.*
- ★ Almost half (40%) of those with cognitive disabilities are young adults aged 18-29.
- ★ Seniors aged 65 and older account for the largest age group of those with a mobility disability (45%).
- ★ 33.2% of non-Latinx Black adults report having a disability, the largest of all racial groups.
- ★ 35.5% of LGBTQ+ Chicagoans report having a disability, compared to 23% of cisgender heterosexual adults

*Cognitive disabilities refer to people who reported having serious difficulty concentrating, remembering, or making decisions. Mobility disabilities refer to people who reported serious difficulty walking or climbing stairs.

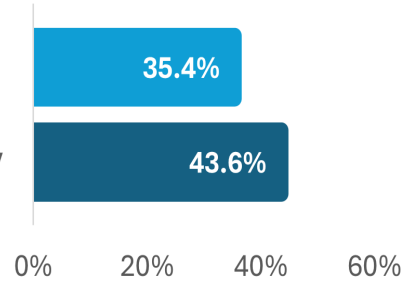
Reported having a disability No reported disability



Social Connection

Feeling connected to our neighbors influences how we live our lives, how safe we feel in our neighborhoods, and engagement in community activities.

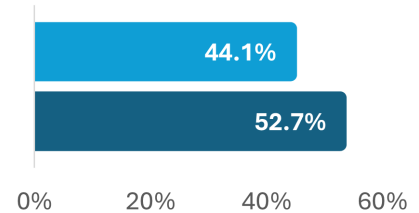
Feels a sense of belonging in their community



Trust in Public Institutions

Trust in public institutions shapes the relationship between community members and government. This may affect willingness to use social services.

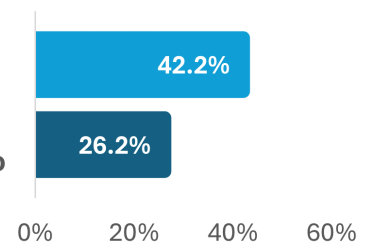
Trusts law enforcement



Safety

Individuals who do not feel safe in their neighborhood may limit their daily activities including going to the grocery store, getting preventative medical care, or social events.

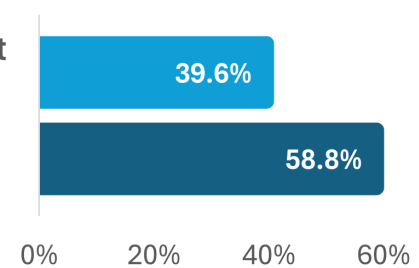
Fear of crime prevents doing things they would like to do



Access to Community Resources

Community design determines the ease of access to vital resources such as nutritious foods, transit services, and safe sidewalks.

Very easy to get fresh fruits and vegetables



*People with disabilities were less likely to report having easy access to transit and were nearly **TWICE** as likely to report being concerned about pollution in their community.*

The lived experiences of people with disabilities and this data on neighborhood conditions helps the City of Chicago foster inclusive environments through collaboration of communities and policymakers. Our goal is to use this data to advance the missions of the Chicago Department of Public Health, Healthy Chicago, and the Mayor's Office for People with Disabilities.