

A close-up photograph of a dog's face, showing its eyes and fur. The dog has light brown and white fur. The background is a soft, out-of-focus light color. On the right side of the image, there are several decorative circles: a solid green circle at the top, followed by three white circles with thin outlines, and another white circle at the bottom. The bottom portion of the image is overlaid with a dark grey semi-transparent banner containing text.

Veterinary Infection Prevention: The Same but Way Different


Stephen D. Cole, VMD, MS, DACVM
Assistant Professor, Microbiology
University of Pennsylvania

Overview

- Similar Challenges as Human Medicine
 - Hand Hygiene/Universal Gloving
 - Sink/Drain Management

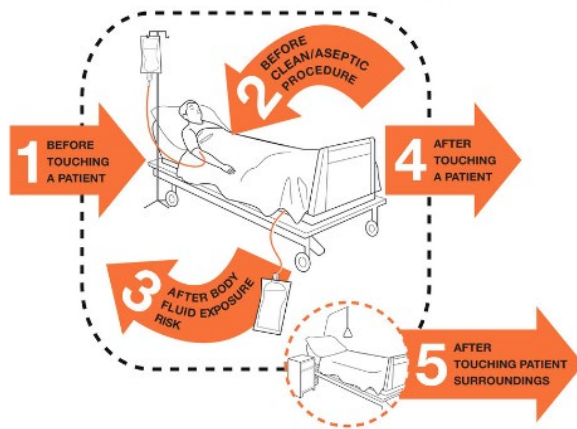
Unique Challenges to Veterinary Settings

- \$\$\$\$
 - Fur
 - Unique Surfaces and Spaces
 - Personnel and Culture
-



Hand Hygiene

Your 5 Moments for Hand Hygiene




 PennVet
Ryan Hospital
UNIVERSITY OF PENNSYLVANIA

5 Moments for Hand Hygiene

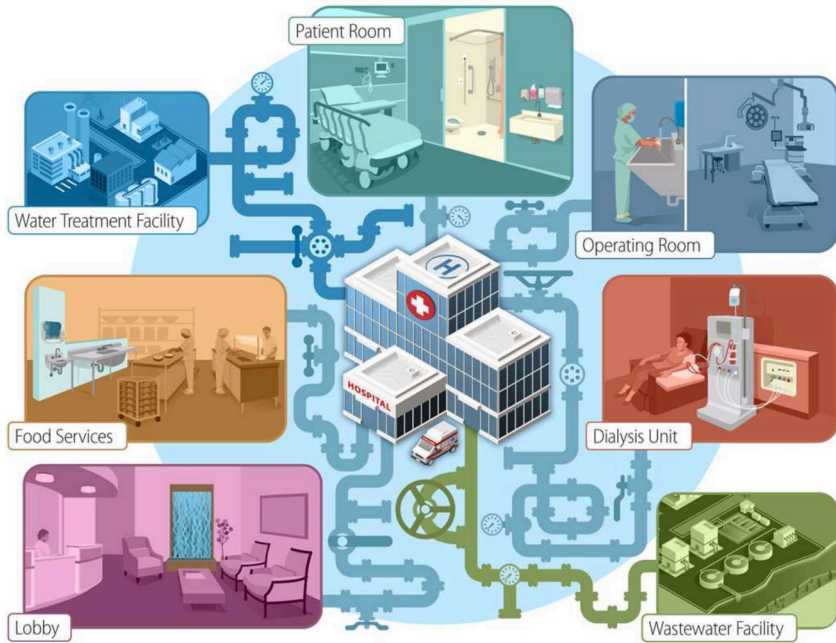
BEFORE TOUCHING A PATIENT	1	BEFORE A CLEAN/ASEPTIC PROCEDURE	2	AFTER BODY FLUID EXPOSURE RISK	3	AFTER TOUCHING A PATIENT	4	AFTER TOUCHING PATIENT SURROUNDINGS	5
									

Over-Gloving




Sink/Drain Management

Sinks, Drains, Plumbing




\$\$\$\$\$\$


- Goodwill dependent- IP is expensive and not incentivized or regulated in vet med.



Fur



Unique Surfaces and Equipment



Personnel and Culture



APIC VIPs

